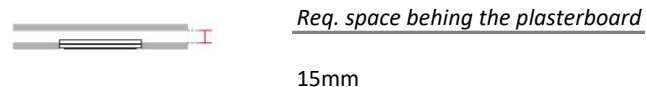


# Technical Data Sheet

Last data update

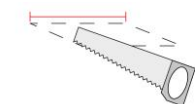
3/15/2016

9010  
novantadieci®



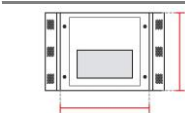
*Req. space behind the plasterboard*

15mm



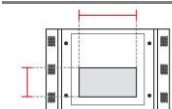
*hole on the plasterboard*

295x255mm



*External measures*

290x250mm



*Measures of the light output*

180x90mm



*Height without electrical part*

25mm



*Height including the electrical part*

25mm

## Notes on measures

## General notes

## 15MM

4193D-4027

Recessed Spotlight / CRISTALY

Surface finish : CRISTALY

LED 32W / 700mA / 4660lm / 4000°K / CRI85

## Model

Code	4193D
Product family	15MM
Type	Recessed Spotlight

## Material/Surface finish

Code	004
Material	CRISTALY
Surface finish	CRISTALY

## Electrical part

Code	4027
Type	LED
Power	32W
Current	700mA
Light Output	4660lm
Colour Temperature	4000°K
CRI	85
Light Output of the lamp	2935,8lm
Dimmable	SI
Power Supply	by Remote Power Supply
Connection	2 PVC cables
Cover	Etched Glass

## General Data

Protection Index	IP20-IP44
Isolation Class	III
Weight [Kg]	1,7
Country of production	MADE IN ITALY
Mounting instruction	025.409_9010_REV04

## Installation

Multisize system	NO
Position	Wall/Ceiling lighting

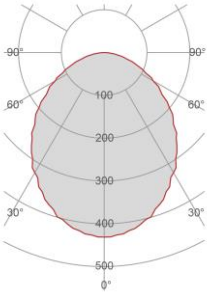
## Packaging

Type	White american Box
Measures AxBxH	310x80x465mm
Gross Weight [Kg]	1,9364
Master carton	NO
Quantity of articles	
Measures AxBxH	

# Technical Data Sheet

4193D-4027

## Fotometric Data

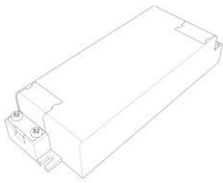


<i>Electrical part</i>	4027
<i>Power</i>	32W
<i>Light Output</i>	4660lm
<i>Colour Temperature</i>	4000°K
<i>CRI</i>	85
<i>Lamp Light Output</i>	63%
<i>Light Output of the lamp</i>	2935,8lm
<i>Beam Angle</i>	96°
<i>Beam Inclination</i>	0°

<i>Illuminance</i>	1m	1265lux
	2m	316lux
	3m	141lux
	4m	79lux
	5m	51lux

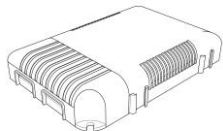
## Accessories

### Standard Power Supply

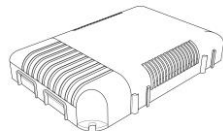


<i>Code</i>	026.256
<i>Measures</i>	118x42,5x24mm
<i>Power</i>	min25,2W max35,7W
<i>Input</i>	220-240V~W
<i>Output</i>	700mA

### Dimmable Power Supply

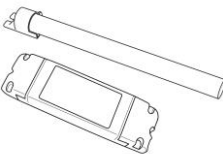


<i>Code</i>	026.206
<i>Measures</i>	124x82x23mm
<i>Power</i>	60,2W
<i>Input</i>	180-295V~W
<i>Output</i>	700mA
<i>Dimmable</i>	PUSH/DALI



<i>Code</i>	026.207
<i>Measures</i>	124x82x23mm
<i>Power</i>	60,2W
<i>Input</i>	180-295V~W
<i>Output</i>	700mA
<i>Dimmable</i>	0-10V

## Other Accessories



<i>Code</i>	099.142
<i>Description</i>	Emergency Kit
<i>Notes</i>	