

# Technical Data Sheet

Last data update

3/15/2016

9010  
novantadieci®



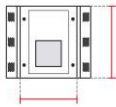
Req. space behind the plasterboard

15mm



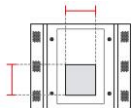
hole on the plasterboard

205x255mm



External measures

200x250mm



Measures of the light output

90x90mm



Height without electrical part

25mm



Height including the electrical part

25mm

## Notes on measures

## General notes

## 15MM

4193B-3025

Recessed Spotlight / CRISTALY

Surface finish : CRISTALY

LED 16W / 700mA / 2200lm / 3000°K / CRI85

## Model

Code	4193B
Product family	15MM
Type	Recessed Spotlight

## Material/Surface finish

Code	004
Material	CRISTALY
Surface finish	CRISTALY

## Electrical part

Code	3025
Type	LED
Power	16W
Current	700mA
Light Output	2200lm
Colour Temperature	3000°K
CRI	85
Light Output of the lamp	1386lm
Dimmable	SI
Power Supply	by Remote Power Supply
Connection	2 PVC cables
Cover	Etched Glass

## General Data

Protection Index	IP20-IP44
Isolation Class	III
Weight [Kg]	1,3
Country of production	MADE IN ITALY
Mounting instruction	025.409_9010_REV04

## Installation

Multisize system	NO
Position	Wall/Ceiling lighting

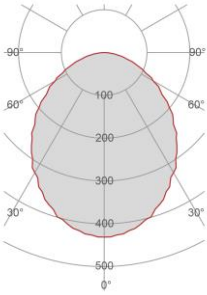
## Packaging

Type	White american Box
Measures AxBxH	375x375x120mm
Gross Weight [Kg]	1,6459
Master carton	NO
Quantity of articles	
Measures AxBxH	

# Technical Data Sheet

4193B-3025

## Fotometric Data



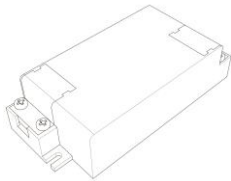
<i>Electrical part</i>	3025
<i>Power</i>	16W
<i>Light Output</i>	2200lm
<i>Colour Temperature</i>	3000°K
<i>CRI</i>	85

<i>Illuminance</i>	1m	597lux
	2m	149lux
	3m	66lux
	4m	37lux
	5m	24lux

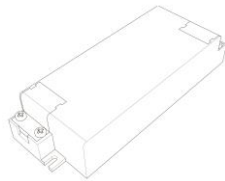
<i>Lamp Light Output</i>	63%
<i>Light Output of the lamp</i>	1386lm
<i>Beam Angle</i>	96°
<i>Beam Inclination</i>	0°

## Accessories

### Standard Power Supply

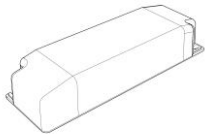


<i>Code</i>	026.255
<i>Measures</i>	88,5x41x23mm
<i>Power</i>	min11,9W max18,2W
<i>Input</i>	220-240V~W
<i>Output</i>	700mA

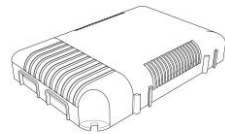


<i>Code</i>	026.256
<i>Measures</i>	118x42,5x24mm
<i>Power</i>	min25,2W max35,7W
<i>Input</i>	220-240V~W
<i>Output</i>	700mA

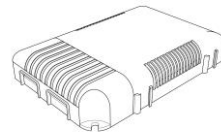
### Dimmable Power Supply



<i>Code</i>	026.219
<i>Measures</i>	155x51x26mm
<i>Power</i>	19,6W
<i>Input</i>	220-240V~W
<i>Output</i>	700mA
<i>Dimmable</i>	PUSH/0-10V/DALI

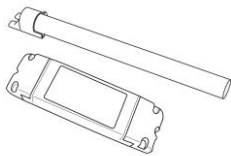


<i>Code</i>	026.206
<i>Measures</i>	124x82x23mm
<i>Power</i>	60,2W
<i>Input</i>	180-295V~W
<i>Output</i>	700mA
<i>Dimmable</i>	PUSH/DALI



<i>Code</i>	026.207
<i>Measures</i>	124x82x23mm
<i>Power</i>	60,2W
<i>Input</i>	180-295V~W
<i>Output</i>	700mA
<i>Dimmable</i>	0-10V

### Other Accessories



<i>Code</i>	099.142
<i>Description</i>	Emergency Kit
<i>Notes</i>	