

# Technical Data Sheet

Last data update

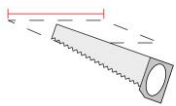
3/15/2016

9010  
novantadieci®



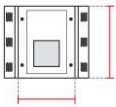
*Req. space behind the plasterboard*

15mm



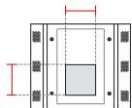
*hole on the plasterboard*

205x255mm



*External measures*

200x250mm



*Measures of the light output*

90x90mm



*Height without electrical part*

25mm



*Height including the electrical part*

25mm

## Notes on measures

## General notes

## 15MM

4193B-2725

Recessed Spotlight / CRISTALY

Surface finish : CRISTALY

LED 16W / 700mA / 2090lm / 2700°K / CRI85

## Model

|                |                    |
|----------------|--------------------|
| Code           | 4193B              |
| Product family | 15MM               |
| Type           | Recessed Spotlight |

## Material/Surface finish

|                |          |
|----------------|----------|
| Code           | 004      |
| Material       | CRISTALY |
| Surface finish | CRISTALY |

## Electrical part

|                          |                        |
|--------------------------|------------------------|
| Code                     | 2725                   |
| Type                     | LED                    |
| Power                    | 16W                    |
| Current                  | 700mA                  |
| Light Output             | 2090lm                 |
| Colour Temperature       | 2700°K                 |
| CRI                      | 85                     |
| Light Output of the lamp | 1316,7lm               |
| Dimmable                 | SI                     |
| Power Supply             | by Remote Power Supply |
| Connection               | 2 PVC cables           |
| Cover                    | Etched Glass           |

## General Data

|                       |                    |
|-----------------------|--------------------|
| Protection Index      | IP20-IP44          |
| Isolation Class       | III                |
| Weight [Kg]           | 1,3                |
| Country of production | MADE IN ITALY      |
| Mounting instruction  | 025.409_9010_REV04 |

## Installation

|                  |                       |
|------------------|-----------------------|
| Multisize system | NO                    |
| Position         | Wall/Ceiling lighting |

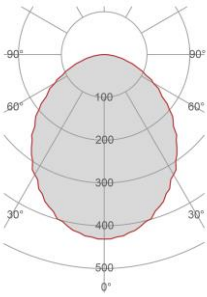
## Packaging

|                      |                    |
|----------------------|--------------------|
| Type                 | White american Box |
| Measures AxBxH       | 375x375x120mm      |
| Gross Weight [Kg]    | 1,6459             |
| Master carton        | NO                 |
| Quantity of articles |                    |
| Measures AxBxH       |                    |

# Technical Data Sheet

4193B-2725

## Fotometric Data

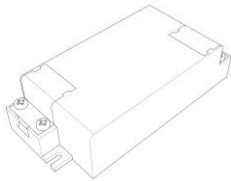


|                                 |          |
|---------------------------------|----------|
| <i>Electrical part</i>          | 2725     |
| <i>Power</i>                    | 16W      |
| <i>Light Output</i>             | 2090lm   |
| <i>Colour Temperature</i>       | 2700°K   |
| <i>CRI</i>                      | 85       |
| <i>Lamp Light Output</i>        | 63%      |
| <i>Light Output of the lamp</i> | 1316,7lm |
| <i>Beam Angle</i>               | 96°      |
| <i>Beam Inclination</i>         | 0°       |

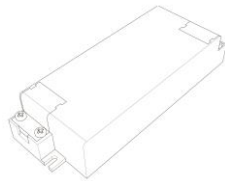
|                    |    |        |
|--------------------|----|--------|
| <i>Illuminance</i> | 1m | 567lux |
|                    | 2m | 142lux |
|                    | 3m | 63lux  |
|                    | 4m | 35lux  |
|                    | 5m | 23lux  |

## Accessories

### Standard Power Supply



|                 |                   |
|-----------------|-------------------|
| <i>Code</i>     | 026.255           |
| <i>Measures</i> | 88,5x41x23mm      |
| <i>Power</i>    | min11,9W max18,2W |
| <i>Input</i>    | 220-240V~W        |
| <i>Output</i>   | 700mA             |

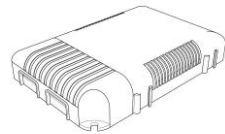


|                 |                   |
|-----------------|-------------------|
| <i>Code</i>     | 026.256           |
| <i>Measures</i> | 118x42,5x24mm     |
| <i>Power</i>    | min25,2W max35,7W |
| <i>Input</i>    | 220-240V~W        |
| <i>Output</i>   | 700mA             |

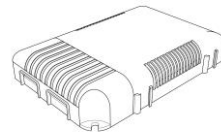
### Dimmable Power Supply



|                 |                 |
|-----------------|-----------------|
| <i>Code</i>     | 026.219         |
| <i>Measures</i> | 155x51x26mm     |
| <i>Power</i>    | 19,6W           |
| <i>Input</i>    | 220-240V~W      |
| <i>Output</i>   | 700mA           |
| <i>Dimmable</i> | PUSH/0-10V/DALI |

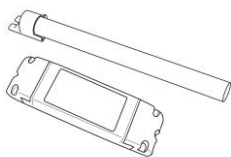


|                 |             |
|-----------------|-------------|
| <i>Code</i>     | 026.206     |
| <i>Measures</i> | 124x82x23mm |
| <i>Power</i>    | 60,2W       |
| <i>Input</i>    | 180-295V~W  |
| <i>Output</i>   | 700mA       |
| <i>Dimmable</i> | PUSH/DALI   |



|                 |             |
|-----------------|-------------|
| <i>Code</i>     | 026.207     |
| <i>Measures</i> | 124x82x23mm |
| <i>Power</i>    | 60,2W       |
| <i>Input</i>    | 180-295V~W  |
| <i>Output</i>   | 700mA       |
| <i>Dimmable</i> | 0-10V       |

## Other Accessories



|                    |               |
|--------------------|---------------|
| <i>Code</i>        | 099.142       |
| <i>Description</i> | Emergency Kit |
| <i>Notes</i>       |               |