


# Technical Data Sheet

Last data update

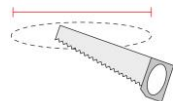
3/15/2016

9010  
novantadieci®



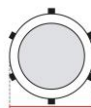
*Req. space behind the plasterboard*

140(200\*)mm



*hole on the plasterboard*

ø765mm



*External measures*

ø760mm



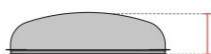
*Measures of the light output*

ø600mm



*Height without electrical part*

55mm



*Height including the electrical part*

135mm

## Notes on measures

## General notes

## INCASSO A PLAFONE

4118B-2703

Recessed lighting / CRISTALY

Surface finish : CRISTALY

LED 55W / 24Vdc / 6300lm / 2700°K / CRI85

### Model

Code	4118B
Product family	INCASSO A PLAFONE
Type	Recessed lighting

### Material/Surface finish

Code	004
Material	CRISTALY
Surface finish	CRISTALY

### Electrical part

Code	2703
Type	LED
Power	55W
Tension	24Vdc
Light Output	6300lm
Colour Temperature	2700°K
CRI	85
Light Output of the lamp	2520lm
Dimmable	SI
Power Supply	Power Supply in counterceiling
Connection	Screw Terminal
Cover	

### General Data

Protection Index	IP20
Isolation Class	III
Weight [Kg]	13
Country of production	MADE IN ITALY
Mounting instruction	025.498_9010_REV03

### Installation

Multisize system	NO
Position	Ceiling

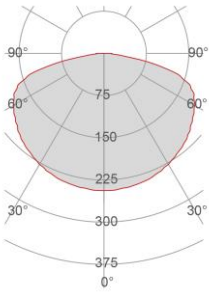
### Packaging

Type	White american Box
Measures AxBxH	850x850x300mm
Gross Weight [Kg]	17,443
Master carton	NO
Quantity of articles	
Measures AxBxH	

## Technical Data Sheet

4118B-2703

### Fotometric Data

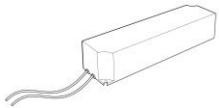


<i>Electrical part</i>	2703_55
<i>Power</i>	55W
<i>Light Output</i>	6300lm
<i>Colour Temperature</i>	2700°K
<i>CRI</i>	85
<i>Lamp Light Output</i>	40%
<i>Light Output of the lamp</i>	2520lm
<i>Beam Angle</i>	150°
<i>Beam Inclination</i>	0°

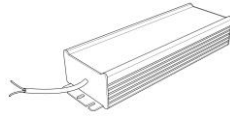
<i>Illuminance</i>	1m	615lux
	2m	154lux
	3m	68lux
	4m	38lux
	5m	25lux

### Accessories

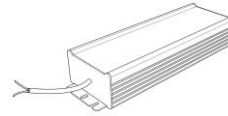
#### Standard Power Supply



<i>Code</i>	026.260
<i>Measures</i>	157x54x36mm
<i>Power</i>	60W
<i>Input</i>	220-240V~W
<i>Output</i>	24Vdc

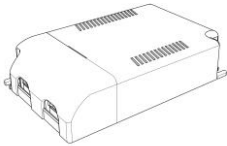


<i>Code</i>	026.261
<i>Measures</i>	219x63x35.5mm
<i>Power</i>	150W
<i>Input</i>	180-295V~W
<i>Output</i>	24Vdc

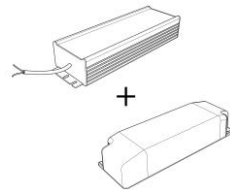


<i>Code</i>	026.262
<i>Measures</i>	244x71x35.5mm
<i>Power</i>	240W
<i>Input</i>	180-295V~W
<i>Output</i>	24Vdc

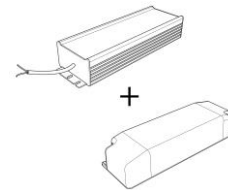
#### Dimmable Power Supply



<i>Code</i>	026.209
<i>Measures</i>	125x82x29mm
<i>Power</i>	60W
<i>Input</i>	220-240 V~W
<i>Output</i>	24Vdc
<i>Dimmable</i>	PUSH/1-10V

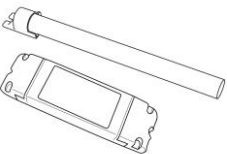


<i>Code</i>	026.190+026.261
<i>Measures</i>	156x52x24mm
<i>Power</i>	150W
<i>Input</i>	180-295V~W
<i>Output</i>	24Vdc
<i>Dimmable</i>	PUSH/0-10V/DALI



<i>Code</i>	026.190+026.262
<i>Measures</i>	156x52x24mm
<i>Power</i>	240W
<i>Input</i>	180-295V~W
<i>Output</i>	24Vdc
<i>Dimmable</i>	PUSH/0-10V/DALI

### Other Accessories



<i>Code</i>	099.142
<i>Description</i>	Emergency Kit
<i>Notes</i>	