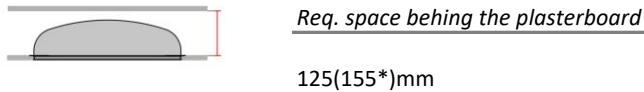



Technical Data Sheet

Last data update

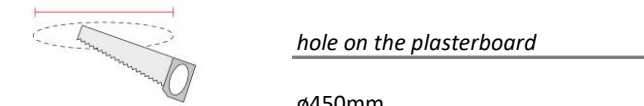
3/15/2016

9010
novantadieci®



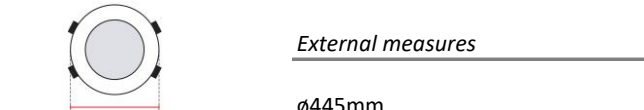
Req. space behind the plasterboard

125(155*)mm



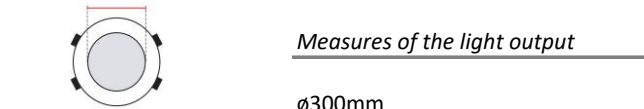
hole on the plasterboard

ø450mm



External measures

ø445mm



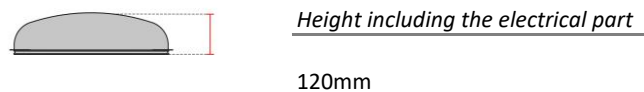
Measures of the light output

ø300mm



Height without electrical part

55mm



Height including the electrical part

120mm

Notes on measures

General notes

INCASSO A PLAFONE

4113B-3003

Recessed lighting / CRISTALY

Surface finish : CRISTALY

LED 37W / 24Vdc / 4200lm / 3000°K / CRI85

Model

Code	4113B
Product family	INCASSO A PLAFONE
Type	Recessed lighting

Material/Surface finish

Code	004
Material	CRISTALY
Surface finish	CRISTALY

Electrical part

Code	3003
Type	LED
Power	37W
Tension	24Vdc
Light Output	4200lm
Colour Temperature	3000°K
CRI	85

Light Output of the lamp	1680lm
Dimmable	SI

Power Supply	Power Supply in counterceiling
Connection	Screw Terminal
Cover	

General Data

Protection Index	IP20
Isolation Class	III
Weight [Kg]	4,9
Country of production	MADE IN ITALY
Mounting instruction	025.498_9010_REV03

Installation

Multisize system	NO
Position	Ceiling

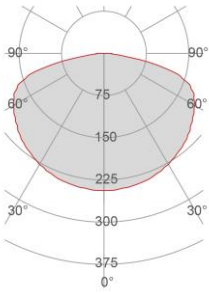
Packaging

Type	White american Box
Measures AxBxH	512x512x278mm
Gross Weight [Kg]	6,394
Master carton	NO
Quantity of articles	
Measures AxBxH	

Technical Data Sheet

4113B-3003

Fotometric Data

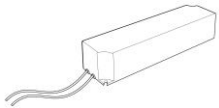


<i>Electrical part</i>	3003_37
<i>Power</i>	37W
<i>Light Output</i>	4200lm
<i>Colour Temperature</i>	3000°K
<i>CRI</i>	85
<i>Lamp Light Output</i>	40%
<i>Light Output of the lamp</i>	1680lm
<i>Beam Angle</i>	150°
<i>Beam Inclination</i>	0°

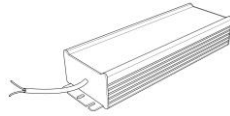
<i>Illuminance</i>	1m	410lux
	2m	102lux
	3m	46lux
	4m	26lux
	5m	16lux

Accessories

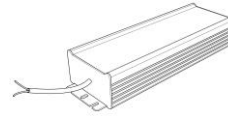
Standard Power Supply



<i>Code</i>	026.260
<i>Measures</i>	157x54x36mm
<i>Power</i>	60W
<i>Input</i>	220-240V~W
<i>Output</i>	24Vdc

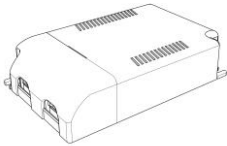


<i>Code</i>	026.261
<i>Measures</i>	219x63x35.5mm
<i>Power</i>	150W
<i>Input</i>	180-295V~W
<i>Output</i>	24Vdc

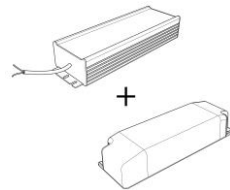


<i>Code</i>	026.262
<i>Measures</i>	244x71x35.5mm
<i>Power</i>	240W
<i>Input</i>	180-295V~W
<i>Output</i>	24Vdc

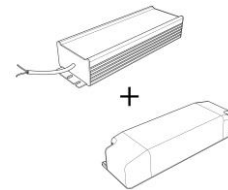
Dimmable Power Supply



<i>Code</i>	026.209
<i>Measures</i>	125x82x29mm
<i>Power</i>	60W
<i>Input</i>	220-240 V~W
<i>Output</i>	24Vdc
<i>Dimmable</i>	PUSH/1-10V

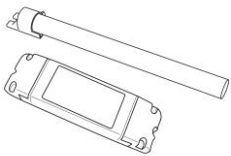


<i>Code</i>	026.190+026.261
<i>Measures</i>	156x52x24mm
<i>Power</i>	150W
<i>Input</i>	180-295V~W
<i>Output</i>	24Vdc
<i>Dimmable</i>	PUSH/0-10V/DALI



<i>Code</i>	026.190+026.262
<i>Measures</i>	156x52x24mm
<i>Power</i>	240W
<i>Input</i>	180-295V~W
<i>Output</i>	24Vdc
<i>Dimmable</i>	PUSH/0-10V/DALI

Other Accessories



<i>Code</i>	099.142
<i>Description</i>	Emergency Kit
<i>Notes</i>	