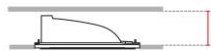


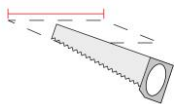


C.C.  
[m.A.]



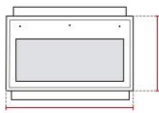
*Req. space behind the plasterboard*

105mm



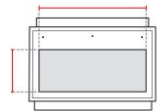
*hole on the plasterboard*

615x360mm



*External measures*

610x355mm



*Measures of the light output*

515x200mm



*Height without electrical part*

100mm



*Height including the electrical part*

100mm

### Notes on measures

### General notes

### INCASSO DA PARETE

2416B-4034

Recessed Wall lamp / CRISTALY

Surface finish : CRISTALY

LED 32W / 1050mA / 5000lm / 4000°K / CRI85

### Model

Code	2416B
Product family	INCASSO DA PARETE
Type	Recessed Wall lamp

### Material/Surface finish

Code	004
Material	CRISTALY
Surface finish	CRISTALY

### Electrical part

Code	4034
Type	LED
Power	32W
Current	1050mA
Light Output	5000lm
Colour Temperature	4000°K
CRI	85
Light Output of the lamp	2600lm
Dimmable	SI
Power Supply	Power Supply in counterceiling
Connection	2 PVC cables
Cover	Transparent Silicon Paint

### General Data

Protection Index	IP 20
Isolation Class	III
Weight [Kg]	7,5
Country of production	MADE IN ITALY
Mounting instruction	025.528_9010_REV01

### Installation

Multisize system	SI
Position	Wall

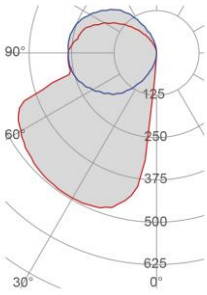
### Packaging

Type	White american Box
Measures AxBxH	690x440x165mm
Gross Weight [Kg]	8,5269
Master carton	NO
Quantity of articles	
Measures AxBxH	

# Technical Data Sheet

2416B-4034

## Fotometric Data



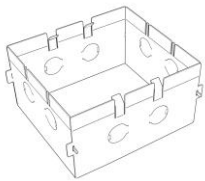
<i>Electrical part</i>	4034
<i>Power</i>	32W
<i>Light Output</i>	5000lm
<i>Colour Temperature</i>	4000°K
<i>CRI</i>	85

<i>Illuminance</i>	<i>0.3m</i>	14300lux
	<i>0.5m</i>	5148lux
	<i>1m</i>	1287lux

<i>Lamp Light Output</i>	52%
<i>Light Output of the lamp</i>	2600lm
<i>Beam Angle</i>	70°
<i>Beam Inclination</i>	42°

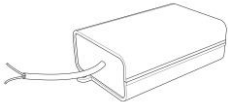
## Accessories

### Housing Box for Brickwork



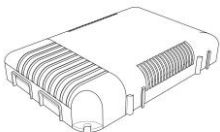
<i>Code</i>	023.460
<i>Measures</i>	615X360X110mm
<i>Measures of the hole on</i>	645X390X120mm

### Standard Power Supply

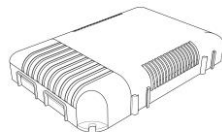


<i>Code</i>	026.220
<i>Measures</i>	84x57x30mm
<i>Power</i>	min11,6W max34,7W
<i>Input</i>	90-264 V~W
<i>Output</i>	1050mA

### Dimmable Power Supply



<i>Code</i>	026.206
<i>Measures</i>	124x82x23mm
<i>Power</i>	59,9W
<i>Input</i>	180-295V~W
<i>Output</i>	1050mA
<i>Dimmable</i>	PUSH/DALI



<i>Code</i>	026.207
<i>Measures</i>	124x82x23mm
<i>Power</i>	59,9W
<i>Input</i>	180-295V~W
<i>Output</i>	1050mA
<i>Dimmable</i>	0-10V

# Technical Data Sheet

9010  
novantadieci®

2416B-4034

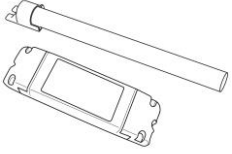
---

## Accessories

---

### Other Accessories

---



<i>Code</i>	099.142
<i>Description</i>	Emergency Kit
<i>Notes</i>	