

Notes on measures

General notes

INCASSO DA PARETE

2416A-4031

Recessed Wall lamp / CRISTALY
Surface finish : CRISTALY
LED 16.5W / 700mA / 2750lm / 4000°K / CRI85

Model

Code	2416A
Product family	INCASSO DA PARETE
Type	Recessed Wall lamp

Material/Surface finish

Code	004
Material	CRISTALY
Surface finish	CRISTALY

Electrical part

Code	4031
Type	LED
Power	16.5W
Current	700mA
Light Output	2750lm
Colour Temperature	4000°K
CRI	85
Light Output of the lamp	2145lm
Dimmable	SI
Power Supply	Power Supply in counterceiling
Connection	2 PVC cables
Cover	Transparent Silicon Paint

General Data

Protection Index	IP20
Isolation Class	III
Weight [Kg]	4,15
Country of production	MADE IN ITALY
Mounting instruction	025.551_9010_REV02

Installation

Multisize system	SI
Position	Wall

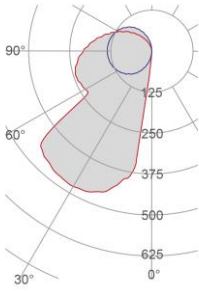
Packaging

Type	White american Box
Measures AxBxH	530x400x175mm
Gross Weight [Kg]	4,9106
Master carton	NO
Quantity of articles	
Measures AxBxH	

Technical Data Sheet

2416A-4031

Fotometric Data

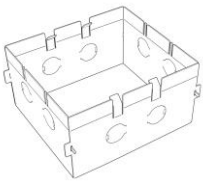


<i>Electrical part</i>	4031
<i>Power</i>	16.5W
<i>Light Output</i>	2750lm
<i>Colour Temperature</i>	4000°K
<i>CRI</i>	85
<i>Lamp Light Output</i>	78%
<i>Light Output of the lamp</i>	2145lm
<i>Beam Angle</i>	48°
<i>Beam Inclination</i>	32°

Illuminance

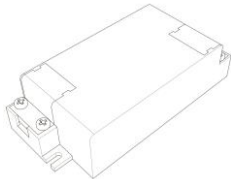
Accessories

Housing Box for Brickwork

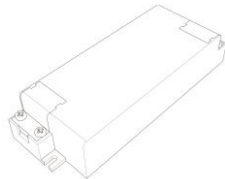


<i>Code</i>	023.488
<i>Measures</i>	410X340X85mm
<i>Measures of the hole on</i>	440X370X95mm

Standard Power Supply

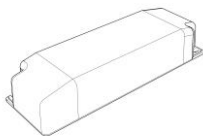


<i>Code</i>	026.255
<i>Measures</i>	88,5x41x23mm
<i>Power</i>	min11,9W max18,2W
<i>Input</i>	220-240V~W
<i>Output</i>	700mA

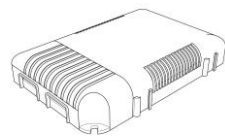


<i>Code</i>	026.256
<i>Measures</i>	118x42,5x24mm
<i>Power</i>	min25,2W max35,7W
<i>Input</i>	220-240V~W
<i>Output</i>	700mA

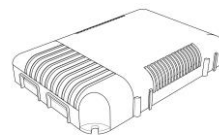
Dimmable Power Supply



<i>Code</i>	026.219
<i>Measures</i>	155x51x26mm
<i>Power</i>	19,6W
<i>Input</i>	220-240V~W
<i>Output</i>	700mA
<i>Dimmable</i>	PUSH/0-10V/DALI



<i>Code</i>	026.206
<i>Measures</i>	124x82x23mm
<i>Power</i>	60,2W
<i>Input</i>	180-295V~W
<i>Output</i>	700mA
<i>Dimmable</i>	PUSH/DALI



<i>Code</i>	026.207
<i>Measures</i>	124x82x23mm
<i>Power</i>	60,2W
<i>Input</i>	180-295V~W
<i>Output</i>	700mA
<i>Dimmable</i>	0-10V

Technical Data Sheet

9010
novantadieci®

2416A-4031

Accessories

Other Accessories



<i>Code</i>	099.142
<i>Description</i>	Emergency Kit
<i>Notes</i>	