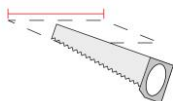




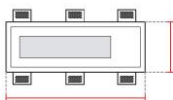
Req. space behind the plasterboard

80mm



hole on the plasterboard

170x465mm



External measures

165x460mm



Measures of the light output

70x300mm



Height without electrical part

80mm



Height including the electrical part

80mm

Notes on measures

General notes

INCASSO DA PARETE

2414B-35

Recessed Wall lamp / CRISTALY

Surface finish : CRISTALY

GU10 ø50 MAX 35W / 240V

Model

Code	2414B
Product family	INCASSO DA PARETE
Type	Recessed Wall lamp

Material/Surface finish

Code	004
Material	CRISTALY
Surface finish	CRISTALY

Electrical part

Code	35
Type	GU10 ø50
Power	MAX 35W
Tension	240V
Light Output	-----
Colour Temperature	-----
CRI	-----
Light Output of the lamp	
Dimmable	NO
Power Supply	Tension
Connection	2 Silicon cables
Cover	

General Data

Protection Index	IP20
Isolation Class	II
Weight [Kg]	2,65
Country of production	MADE IN ITALY
Mounting instruction	025.550_9010_REV02

Installation

Multisize system	SI
Position	Wall

Packaging

Type	White american Box
Measures AxBxH	190x565x200mm
Gross Weight [Kg]	3,0901
Master carton	NO
Quantity of articles	
Measures AxBxH	

Technical Data Sheet

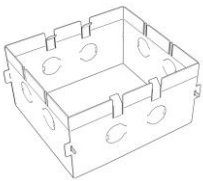
2414B-35

Fotometric Data

Electrical part		Im	illuminance
Power			
Light Output			
Colour Temperature			
CRI			
Lamp Light Output	%		
Light Output of the lamp			
Beam Angle			
Beam Inclination			

Accessories

Housing Box for Brickwork



Code 023.486
Measures 470X170X85mm
Measures of the hole on 500X200X95mm

LED bulbs



Code L001-3018
Power 8W
Tension 220-240V
Flux 650lm
CRI 85
Colour Temperature 3000°K
Beam Angle 60°

Code L002-3020
Power 8W
Tension 220-240V
Flux 650lm
CRI 85
Colour Temperature 3000°K
Beam Angle 30°

Code L003-3022
Power 12W
Tension 220-240V
Flux 1000lm
CRI 85
Colour Temperature 3000°K
Beam Angle 60°

Code L004-3018
Power 12W
Tension 220-240V
Flux 1000lm
CRI 85
Colour Temperature 3000°K
Beam Angle 30°

Other Accessories

Code 021.231
Description GU5.3 Lampholder
Notes