

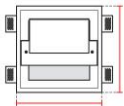
Req. space behind the plasterboard

80mm



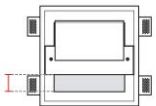
hole on the plasterboard

320x320mm



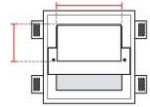
External measures

315x315mm



Measures of the light output

220*x55*mm



Measures of the wall lamp

220x120mm



Height without electrical part

80mm



General notes

INCASSO DA PARETE

2402G-4033

Recessed Spotlight / CRISTALY

Surface finish : CRISTALY

LED 16.5W / 700mA / 2750lm / 4000°K / CRI85

Model

Code	2402G
Product family	INCASSO DA PARETE
Type	Recessed Spotlight

Material/Surface finish

Code	004
Material	CRISTALY
Surface finish	CRISTALY

Electrical part

Code	4033
Type	LED
Power	16.5W
Current	700mA
Light Output	2750lm
Colour Temperature	4000°K
CRI	85
Light Output of the lamp	1347,5lm
Dimmable	SI
Power Supply	by Remote Power Supply
Connection	2 PVC cables
Cover	

General Data

Protection Index	IP20
Isolation Class	III
Weight [Kg]	4
Country of production	MADE IN ITALY
Mounting instruction	025.557_9010_REV02

Installation

Multisize system	SI
Position	Wall

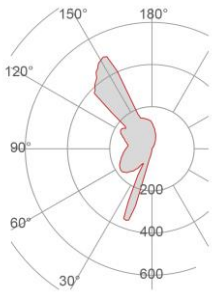
Packaging

Type	White american Box
Measures AxBxH	460x245x350mm
Gross Weight [Kg]	4,8086
Master carton	NO
Quantity of articles	
Measures AxBxH	

Technical Data Sheet

2402G-4033

Fotometric Data



<i>Electrical part</i>	4033
<i>Power</i>	16.5W
<i>Light Output</i>	2750lm
<i>Colour Temperature</i>	4000°K
<i>CRI</i>	85
<i>Lamp Light Output</i>	49%
<i>Light Output of the lamp</i>	1347,5lm
<i>Beam Angle</i>	25°\9°
<i>Beam Inclination</i>	\

Illuminance

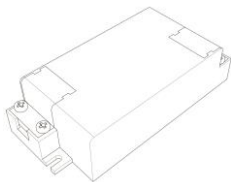
Accessories

Housing Box for Brickwork

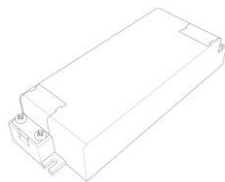


Code 023.490
Measures 320X320X85mm
Measures of the hole on 350X350X95mm

Standard Power Supply

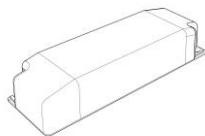


Code 026.255
Measures 88,5x41x23mm
Power min11,9W max18,2W
Input 220-240V~W
Output 700mA

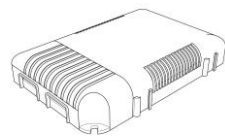


Code 026.256
Measures 118x42,5x24mm
Power min25,2W max35,7W
Input 220-240V~W
Output 700mA

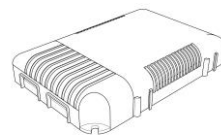
Dimmable Power Supply



Code 026.219
Measures 155x51x26mm
Power 19,6W
Input 220-240V~W
Output 700mA
Dimmable PUSH/0-10V/DALI



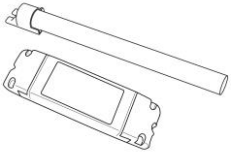
Code 026.206
Measures 124x82x23mm
Power 60,2W
Input 180-295V~W
Output 700mA
Dimmable PUSH/DALI



Code 026.207
Measures 124x82x23mm
Power 60,2W
Input 180-295V~W
Output 700mA
Dimmable 0-10V

Accessories

Other Accessories



<i>Code</i>	099.142
<i>Description</i>	Emergency Kit
<i>Notes</i>	