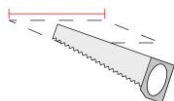




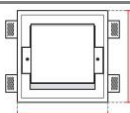
*Req. space behind the plasterboard*

80mm



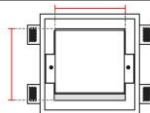
*hole on the plasterboard*

320x320mm



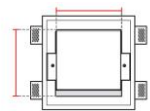
*External measures*

315x315mm



*Measures of the light output*

220\*x55\*mm



*Measures of the wall lamp*

220x205mm



*Height without electrical part*

80mm



**General notes**

## INCASSO DA PARETE

2402F-2733

Recessed Spotlight / CRISTALY

Surface finish : CRISTALY

LED 16.5W / 700mA / 2450lm / 2700°K / CRI85

### Model

Code	2402F
Product family	INCASSO DA PARETE
Type	Recessed Spotlight

### Material/Surface finish

Code	004
Material	CRISTALY
Surface finish	CRISTALY

### Electrical part

Code	2733
Type	LED
Power	16.5W
Current	700mA
Light Output	2450lm
Colour Temperature	2700°K
CRI	85
Light Output of the lamp	1200,5lm
Dimmable	SI
Power Supply	by Remote Power Supply
Connection	2 PVC cables
Cover	

### General Data

Protection Index	IP20
Isolation Class	III
Weight [Kg]	4
Country of production	MADE IN ITALY
Mounting instruction	025.557_9010_REV02

### Installation

Multisize system	SI
Position	Wall

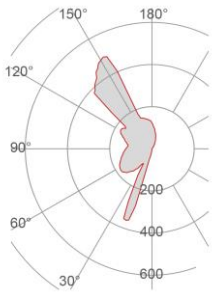
### Packaging

Type	White american Box
Measures AxBxH	460x245x350mm
Gross Weight [Kg]	4,8086
Master carton	NO
Quantity of articles	
Measures AxBxH	

# Technical Data Sheet

2402F-2733

## Fotometric Data

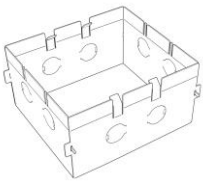


<i>Electrical part</i>	2733
<i>Power</i>	16.5W
<i>Light Output</i>	2450lm
<i>Colour Temperature</i>	2700°K
<i>CRI</i>	85
<i>Lamp Light Output</i>	49%
<i>Light Output of the lamp</i>	1200,5lm
<i>Beam Angle</i>	25°\9°
<i>Beam Inclination</i>	\

## Illuminance

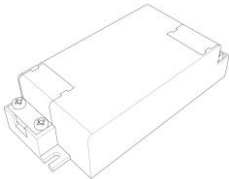
## Accessories

### Housing Box for Brickwork

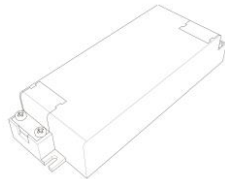


*Code* 023.490  
*Measures* 320X320X85mm  
*Measures of the hole on* 350X350X95mm

## Standard Power Supply

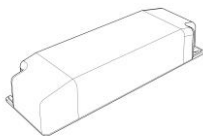


*Code* 026.255  
*Measures* 88,5x41x23mm  
*Power* min11,9W max18,2W  
*Input* 220-240V~W  
*Output* 700mA

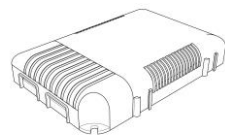


*Code* 026.256  
*Measures* 118x42,5x24mm  
*Power* min25,2W max35,7W  
*Input* 220-240V~W  
*Output* 700mA

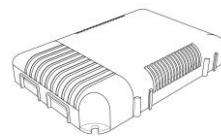
## Dimmable Power Supply



*Code* 026.219  
*Measures* 155x51x26mm  
*Power* 19,6W  
*Input* 220-240V~W  
*Output* 700mA  
*Dimmable* PUSH/0-10V/DALI



*Code* 026.206  
*Measures* 124x82x23mm  
*Power* 60,2W  
*Input* 180-295V~W  
*Output* 700mA  
*Dimmable* PUSH/DALI



*Code* 026.207  
*Measures* 124x82x23mm  
*Power* 60,2W  
*Input* 180-295V~W  
*Output* 700mA  
*Dimmable* 0-10V

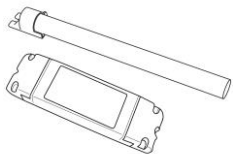
---

## Accessories

---

### Other Accessories

---



<i>Code</i>	099.142
<i>Description</i>	Emergency Kit
<i>Notes</i>	