

# Technical Data Sheet

Last data update

7/16/2016

9010  
novantadieci®



	<u>Req. space behind the plasterboard</u>
	65mm
	<u>hole on the plasterboard</u>
	355x305mm
	<u>External measures</u>
	350x300mm
	<u>Measures of the wall lamp</u>
	300x240mm
	<u>Height without electrical part</u>
	25mm
	<u>Protrusion</u>
	85mm

## General notes

## INCASSO DA PARETE

2371A-2708

Recessed Wall lamp / CRISTALY  
Surface finish : CRISTALY  
LED 13W / 700mA / 1500lm / 2700°K / CRI85

### Model

Code	2371A
Product family	INCASSO DA PARETE
Type	Recessed Wall lamp

### Material/Surface finish

Code	004
Material	CRISTALY
Surface finish	CRISTALY

### Electrical part

Code	2708
Type	LED
Power	13W
Current	700mA
Light Output	1500lm
Colour Temperature	2700°K
CRI	85
Light Output of the lamp	735lm
Dimmable	SI
Power Supply	by Remote Power Supply
Connection	2 PVC cables
Cover	Transparent Polycarbonate

### General Data

Protection Index	IP20
Isolation Class	III
Weight [Kg]	3
Country of production	MADE IN ITALY
Mounting instruction	025.549_9010_REV02

### Installation

Multisize system	SI
Position	Wall Lamp

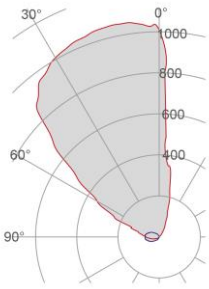
### Packaging

Type	White american Box
Measures AxBxH	530x400x175mm
Gross Weight [Kg]	3,7606
Master carton	NO
Quantity of articles	
Measures AxBxH	

# Technical Data Sheet

2371A-2708

## Fotometric Data



<i>Electrical part</i>	2708
<i>Power</i>	13W
<i>Light Output</i>	1500lm
<i>Colour Temperature</i>	2700°K
<i>CRI</i>	85
<i>Lamp Light Output</i>	49%
<i>Light Output of the lamp</i>	735lm
<i>Beam Angle</i>	56°
<i>Beam Inclination</i>	24°

### Illuminance

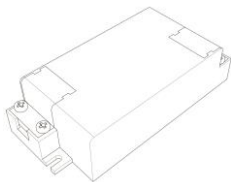
## Accessories

### Housing Box for Brickwork

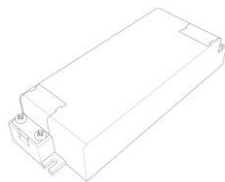


<i>Code</i>	023.476
<i>Measures</i>	355X305X50mm
<i>Measures of the hole on</i>	385X335X60mm

## Standard Power Supply

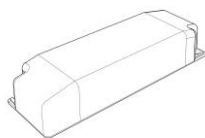


<i>Code</i>	026.255
<i>Measures</i>	88,5x41x23mm
<i>Power</i>	min11,9W max18,2W
<i>Input</i>	220-240V~W
<i>Output</i>	700mA

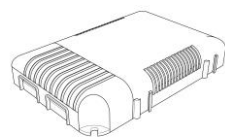


<i>Code</i>	026.256
<i>Measures</i>	118x42,5x24mm
<i>Power</i>	min25,2W max35,7W
<i>Input</i>	220-240V~W
<i>Output</i>	700mA

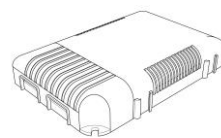
## Dimmable Power Supply



<i>Code</i>	026.219
<i>Measures</i>	155x51x26mm
<i>Power</i>	19,6W
<i>Input</i>	220-240V~W
<i>Output</i>	700mA
<i>Dimmable</i>	PUSH/0-10V/DALI



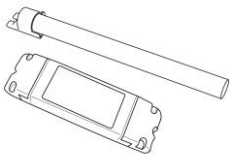
<i>Code</i>	026.206
<i>Measures</i>	124x82x23mm
<i>Power</i>	60,2W
<i>Input</i>	180-295V~W
<i>Output</i>	700mA
<i>Dimmable</i>	PUSH/DALI



<i>Code</i>	026.207
<i>Measures</i>	124x82x23mm
<i>Power</i>	60,2W
<i>Input</i>	180-295V~W
<i>Output</i>	700mA
<i>Dimmable</i>	0-10V

## Accessories

### Other Accessories



*Code* 099.142  
*Description* Emergency Kit  
*Notes*



*Code* L007  
*Description* 20-240V  
*Notes*

*Code* 021.226  
*Description* GU4 Lampholder  
*Notes*