

Technical Data Sheet

Last data update

3/15/2016

9010
novantadieci®



INCASSO A PLAFONE

8937B-4029

Recessed lighting / CRISTALY
Surface finish : CRISTALY
LED 51W / 1050mA / 7500lm / 4000°K / CRI85

Model

Code	8937B
Product family	INCASSO A PLAFONE
Type	Recessed lighting

Material/Surface finish

Code	004
Material	CRISTALY
Surface finish	CRISTALY

Electrical part

Code	4029
Type	LED
Power	51W
Current	1050mA
Light Output	7500lm
Colour Temperature	4000°K
CRI	85
Light Output of the lamp	5400lm
Dimmable	SI
Power Supply	Power Supply in counterceiling
Connection	2 PVC cables
Cover	Etched Glass

General Data

Protection Index	IP20-IP44
Isolation Class	III
Weight [Kg]	9,5
Country of production	MADE IN ITALY
Mounting instruction	025.505_9010_REV03

Installation

Multisize system	SI
Position	Ceiling

Packaging

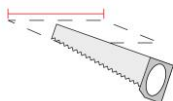
Type	White american Box
Measures AxBxH	710x710x215mm
Gross Weight [Kg]	11,722
Master carton	NO
Quantity of articles	
Measures AxBxH	

Req. space behind the plasterboard



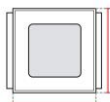
90(120*)mm

hole on the plasterboard



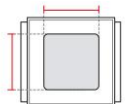
605x605mm

External measures



600x600mm

Measures of the light output



400x400mm

Height without electrical part



25mm

Height including the electrical part



85mm

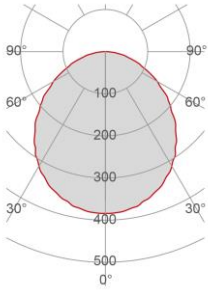
Notes on measures

General notes

Technical Data Sheet

8937B-4029

Fotometric Data

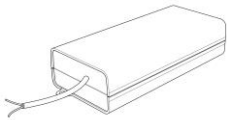


<i>Electrical part</i>	4029
<i>Power</i>	51W
<i>Light Output</i>	7500lm
<i>Colour Temperature</i>	4000°K
<i>CRI</i>	85
<i>Lamp Light Output</i>	72%
<i>Light Output of the lamp</i>	5400lm
<i>Beam Angle</i>	103°
<i>Beam Inclination</i>	0°

<i>Illuminance</i>	1m	2074lux
	2m	518lux
	3m	230lux
	4m	130lux
	5m	83lux

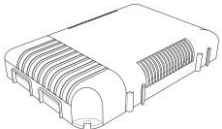
Accessories

Standard Power Supply

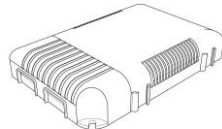


<i>Code</i>	026.205
<i>Measures</i>	128x60x31,5mm
<i>Power</i>	min35,7W max59,9W
<i>Input</i>	180-295 V~W
<i>Output</i>	1050mA

Dimmable Power Supply

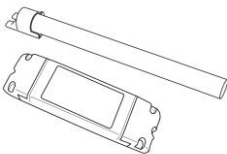


<i>Code</i>	026.206
<i>Measures</i>	124x82x23mm
<i>Power</i>	59,9W
<i>Input</i>	180-295V~W
<i>Output</i>	1050mA
<i>Dimmable</i>	PUSH/DALI



<i>Code</i>	026.207
<i>Measures</i>	124x82x23mm
<i>Power</i>	59,9W
<i>Input</i>	180-295V~W
<i>Output</i>	1050mA
<i>Dimmable</i>	0-10V

Other Accessories



<i>Code</i>	099.142
<i>Description</i>	Emergency Kit
<i>Notes</i>	