

Technical Data Sheet

Last data update

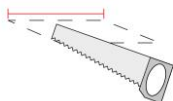
3/15/2016

9010
novantadieci®



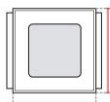
Req. space behind the plasterboard

90(120*)mm



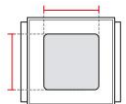
hole on the plasterboard

605x605mm



External measures

600x600mm



Measures of the light output

400x400mm



Height without electrical part

25mm



Height including the electrical part

85mm

Notes on measures

General notes

INCASSO A PLAFONE

8937B-3029

Recessed lighting / CRISTALY

Surface finish : CRISTALY

LED 51W / 1050mA / 7100lm / 3000°K / CRI85

Model

Code	8937B
Product family	INCASSO A PLAFONE
Type	Recessed lighting

Material/Surface finish

Code	004
Material	CRISTALY
Surface finish	CRISTALY

Electrical part

Code	3029
Type	LED
Power	51W
Current	1050mA
Light Output	7100lm
Colour Temperature	3000°K
CRI	85
Light Output of the lamp	5112lm
Dimmable	SI
Power Supply	Power Supply in counterceiling
Connection	2 PVC cables
Cover	Etched Glass

General Data

Protection Index	IP20-IP44
Isolation Class	III
Weight [Kg]	9,5
Country of production	MADE IN ITALY
Mounting instruction	025.505_9010_REV03

Installation

Multisize system	SI
Position	Ceiling

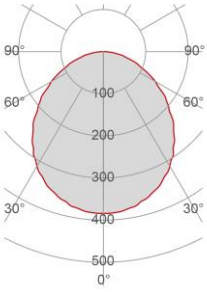
Packaging

Type	White american Box
Measures AxBxH	710x710x215mm
Gross Weight [Kg]	11,722
Master carton	NO
Quantity of articles	
Measures AxBxH	

Technical Data Sheet

8937B-3029

Fotometric Data

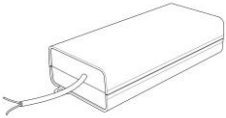


<i>Electrical part</i>	3029
<i>Power</i>	51W
<i>Light Output</i>	7100lm
<i>Colour Temperature</i>	3000°K
<i>CRI</i>	85
<i>Lamp Light Output</i>	72%
<i>Light Output of the lamp</i>	5112lm
<i>Beam Angle</i>	103°
<i>Beam Inclination</i>	0°

<i>Illuminance</i>	<i>1m</i>	1963lux
	<i>2m</i>	491lux
	<i>3m</i>	218lux
	<i>4m</i>	123lux
	<i>5m</i>	79lux

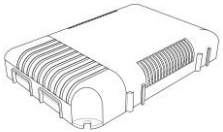
Accessories

Standard Power Supply

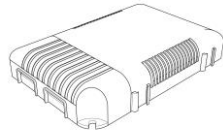


<i>Code</i>	026.205
<i>Measures</i>	128x60x31,5mm
<i>Power</i>	min35,7W max59,9W
<i>Input</i>	180-295 V~W
<i>Output</i>	1050mA

Dimmable Power Supply

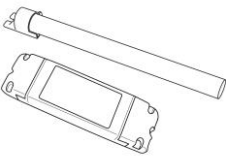


<i>Code</i>	026.206
<i>Measures</i>	124x82x23mm
<i>Power</i>	59,9W
<i>Input</i>	180-295V~W
<i>Output</i>	1050mA
<i>Dimmable</i>	PUSH/DALI



<i>Code</i>	026.207
<i>Measures</i>	124x82x23mm
<i>Power</i>	59,9W
<i>Input</i>	180-295V~W
<i>Output</i>	1050mA
<i>Dimmable</i>	0-10V

Other Accessories



<i>Code</i>	099.142
<i>Description</i>	Emergency Kit
<i>Notes</i>	