

# Technical Data Sheet

Last data update

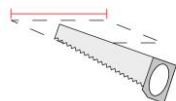
3/15/2016

9010  
novantadieci®



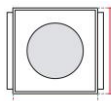
*Req. space behind the plasterboard*

90(120\*)mm



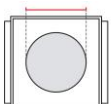
*hole on the plasterboard*

605x605mm



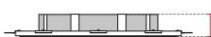
*External measures*

600x600mm



*Measures of the light output*

Ø400mm



*Height without electrical part*

25mm



*Height including the electrical part*

85mm

## Notes on measures

## General notes

## INCASSO A PLAFONE

8936B-4014

Recessed lighting / CRISTALY

Surface finish : CRISTALY

LED 52W / 1400mA / 6360lm / 4000°K / CRI85

### Model

Code	8936B
Product family	INCASSO A PLAFONE
Type	Recessed lighting

### Material/Surface finish

Code	004
Material	CRISTALY
Surface finish	CRISTALY

### Electrical part

Code	4014
Type	LED
Power	52W
Current	1400mA
Light Output	6360lm
Colour Temperature	4000°K
CRI	85
Light Output of the lamp	4579,2lm
Dimmable	SI
Power Supply	Power Supply in counterceiling
Connection	2 PVC cables
Cover	Etched Glass

### General Data

Protection Index	IP20-IP44
Isolation Class	III
Weight [Kg]	8
Country of production	MADE IN ITALY
Mounting instruction	025.505_9010_REV03

### Installation

Multisize system	SI
Position	Ceiling

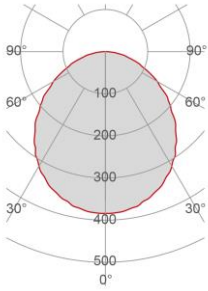
### Packaging

Type	White american Box
Measures AxBxH	710x710x215mm
Gross Weight [Kg]	10,222
Master carton	NO
Quantity of articles	
Measures AxBxH	

# Technical Data Sheet

8936B-4014

## Fotometric Data

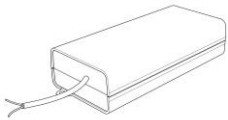


<i>Electrical part</i>	4014
<i>Power</i>	52W
<i>Light Output</i>	6360lm
<i>Colour Temperature</i>	4000°K
<i>CRI</i>	85
<i>Lamp Light Output</i>	72%
<i>Light Output of the lamp</i>	4579,2lm
<i>Beam Angle</i>	103°
<i>Beam Inclination</i>	0°

<i>Illuminance</i>	1m	1758lux
	2m	440lux
	3m	195lux
	4m	110lux
	5m	70lux

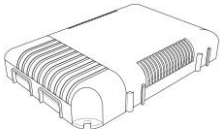
## Accessories

### Standard Power Supply

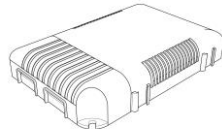


<i>Code</i>	026.212
<i>Measures</i>	128x60x31,5mm
<i>Power</i>	min35W max60,2W
<i>Input</i>	180-295 V~W
<i>Output</i>	1400mA

### Dimmable Power Supply

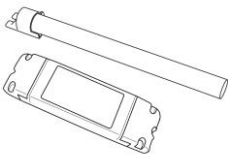


<i>Code</i>	026.206
<i>Measures</i>	124x82x23mm
<i>Power</i>	58,8W
<i>Input</i>	180-295V~W
<i>Output</i>	1400mA
<i>Dimmable</i>	PUSH/DALI



<i>Code</i>	026.207
<i>Measures</i>	124x82x23mm
<i>Power</i>	58,8W
<i>Input</i>	180-295V~W
<i>Output</i>	1400mA
<i>Dimmable</i>	0-10V

## Other Accessories



<i>Code</i>	099.142
<i>Description</i>	Emergency Kit
<i>Notes</i>	