


# Technical Data Sheet

Last data update

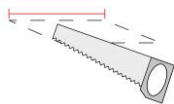
4/29/2016

9010  
novantadieci®



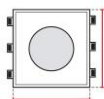
*Req. space behind the plasterboard*

85(115\*)mm



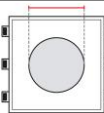
*hole on the plasterboard*

505x505mm



*External measures*

500x500mm



*Measures of the light output*

Ø300mm



*Height without electrical part*

25mm



*Height including the electrical part*

80mm

## Notes on measures

## General notes

## INCASSO A PLAFONE

8936A-2713

Recessed lighting / CRISTALY

Surface finish : CRISTALY

LED 30W / 700mA / 3300lm / 2700°K / CRI85

### Model

Code	8936A
Product family	INCASSO A PLAFONE
Type	Recessed lighting

### Material/Surface finish

Code	004
Material	CRISTALY
Surface finish	CRISTALY

### Electrical part

Code	2713
Type	LED
Power	30W
Current	700mA
Light Output	3300lm
Colour Temperature	2700°K
CRI	85
Light Output of the lamp	2244lm
Dimmable	SI
Power Supply	Power Supply in counterceiling
Connection	2 PVC cables
Cover	Etched Glass

### General Data

Protection Index	IP20-IP44
Isolation Class	III
Weight [Kg]	5
Country of production	MADE IN ITALY
Mounting instruction	025.503_9010_REV03

### Installation

Multisize system	SI
Position	Ceiling

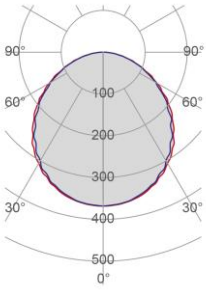
### Packaging

Type	White american Box
Measures AxBxH	610x610x240mm
Gross Weight [Kg]	6,8307
Master carton	NO
Quantity of articles	
Measures AxBxH	

# Technical Data Sheet

8936A-2713

## Fotometric Data



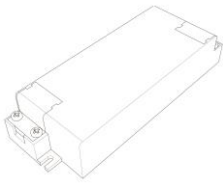
<i>Electrical part</i>	2713
<i>Power</i>	30W
<i>Light Output</i>	3300lm
<i>Colour Temperature</i>	2700°K
<i>CRI</i>	85

<i>Illuminance</i>	1m	826lux
	2m	206lux
	3m	92lux
	4m	52lux
	5m	33lux

<i>Lamp Light Output</i>	68%
<i>Light Output of the lamp</i>	2244lm
<i>Beam Angle</i>	109°
<i>Beam Inclination</i>	0°

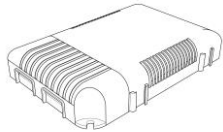
## Accessories

### Standard Power Supply

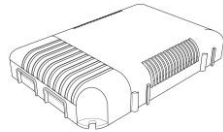


<i>Code</i>	026.256
<i>Measures</i>	118x42,5x24mm
<i>Power</i>	min25,2W max35,7W
<i>Input</i>	220-240V~W
<i>Output</i>	700mA

### Dimmable Power Supply

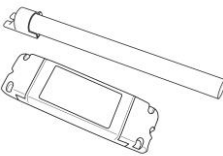


<i>Code</i>	026.206
<i>Measures</i>	124x82x23mm
<i>Power</i>	60,2W
<i>Input</i>	180-295V~W
<i>Output</i>	700mA
<i>Dimmable</i>	PUSH/DALI



<i>Code</i>	026.207
<i>Measures</i>	124x82x23mm
<i>Power</i>	60,2W
<i>Input</i>	180-295V~W
<i>Output</i>	700mA
<i>Dimmable</i>	0-10V

## Other Accessories



<i>Code</i>	099.142
<i>Description</i>	Emergency Kit
<i>Notes</i>	