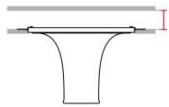


Technical Data Sheet

Last data update

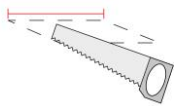
3/15/2016

9010
novantadieci®




Req. space behind the plasterboard

30mm



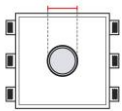
hole on the plasterboard

410x410mm



External measures

405x405mm



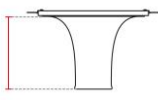
Measures of the light output

Ø111mm



Height without electrical part

25mm



Protrusion

260mm



General notes

INCASSO A PLAFONE

8935D-35

Recessed Spotlight / CRISTALY

Surface finish : CRISTALY

GU10 Ø111 MAX 20W / 240V

Model

Code	8935D
Product family	INCASSO A PLAFONE
Type	Recessed Spotlight

Material/Surface finish

Code	004
Material	CRISTALY
Surface finish	CRISTALY

Electrical part

Code	35
Type	GU10 Ø111
Power	MAX 20W
Tension	240V
Light Output	-----
Colour Temperature	-----
CRI	-----
Light Output of the lamp	
Dimmable	NO
Power Supply	Tension
Connection	2 Silicon cables
Cover	Satin Polycarbonate

General Data

Protection Index	IP20
Isolation Class	II
Weight [Kg]	7,5
Country of production	MADE IN ITALY
Mounting instruction	025.450_9010_REV04

Installation

Multisize system	SI
Position	Ceiling

Packaging

Type	White american Box
Measures AxBxH	510x510x460mm
Gross Weight [Kg]	9,9527
Master carton	NO
Quantity of articles	
Measures AxBxH	

Technical Data Sheet

8935D-35

9010
novantadieci®

Fotometric Data

<i>Electrical part</i>		<i>Illuminance</i>
<i>Power</i>		
<i>Light Output</i>	lm	
<i>Colour Temperature</i>		
<i>CRI</i>		
<i>Lamp Light Output</i>	%	
<i>Light Output of the lamp</i>		
<i>Beam Angle</i>		
<i>Beam Inclination</i>		

Accessories

LED bulbs

<i>Code</i>	L005-3020
<i>Power</i>	15W
<i>Tension</i>	220-240V
<i>Flux</i>	1200lm
<i>CRI</i>	85
<i>Colour Temperature</i>	3000°K
<i>Beam Angle</i>	60°

<i>Code</i>	L006-3022
<i>Power</i>	15W
<i>Tension</i>	220-240V
<i>Flux</i>	1200lm
<i>CRI</i>	85
<i>Colour Temperature</i>	3000°K
<i>Beam Angle</i>	30°