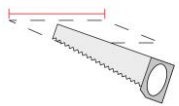


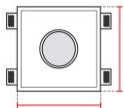
Req. space behind the plasterboard

110mm



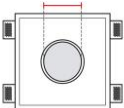
hole on the plasterboard

325x325mm



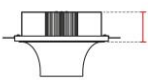
External measures

320x320mm



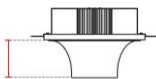
Measures of the light output

Ø130mm



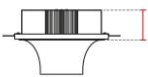
Height without electrical part

25mm



Protrusion

115mm



General notes

INCASSO A PLAFONE

8935A-4009

Recessed Spotlight / CRISTALY

Surface finish : CRISTALY

LED 26W / 700mA / 3400lm / 4000°K / CRI85

Model

Code	8935A
Product family	INCASSO A PLAFONE
Type	Recessed Spotlight

Material/Surface finish

Code	004
Material	CRISTALY
Surface finish	CRISTALY

Electrical part

Code	4009
Type	LED
Power	26W
Current	700mA
Light Output	3400lm
Colour Temperature	4000°K
CRI	85
Light Output of the lamp	2618lm
Dimmable	SI
Power Supply	Power Supply in counterceiling
Connection	2 PVC cables
Cover	Etched Glass

General Data

Protection Index	IP20-IP44
Isolation Class	III
Weight [Kg]	3,45
Country of production	MADE IN ITALY
Mounting instruction	025.435_9010_REV03

Installation

Multisize system	SI
Position	Ceiling

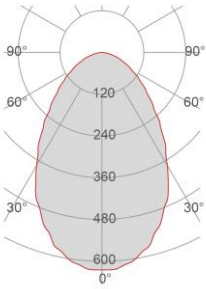
Packaging

Type	White american Box
Measures AxBxH	510x390x285mm
Gross Weight [Kg]	4,6121
Master carton	NO
Quantity of articles	
Measures AxBxH	

Technical Data Sheet

8935A-4009

Fotometric Data

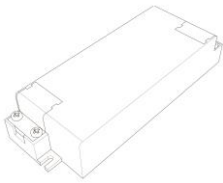


<i>Electrical part</i>	4009
<i>Power</i>	26W
<i>Light Output</i>	3400lm
<i>Colour Temperature</i>	4000°K
<i>CRI</i>	85
<i>Lamp Light Output</i>	77%
<i>Light Output of the lamp</i>	2618lm
<i>Beam Angle</i>	70°
<i>Beam Inclination</i>	0°

<i>Illuminance</i>	1m	1636lux
	2m	409lux
	3m	182lux
	4m	102lux
	5m	65lux

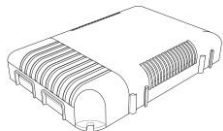
Accessories

Standard Power Supply

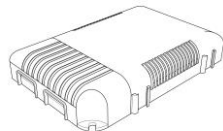


<i>Code</i>	026.256
<i>Measures</i>	118x42,5x24mm
<i>Power</i>	min25,2W max35,7W
<i>Input</i>	220-240V~W
<i>Output</i>	700mA

Dimmable Power Supply

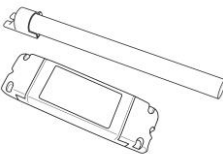


<i>Code</i>	026.206
<i>Measures</i>	124x82x23mm
<i>Power</i>	60,2W
<i>Input</i>	180-295V~W
<i>Output</i>	700mA
<i>Dimmable</i>	PUSH/DALI



<i>Code</i>	026.207
<i>Measures</i>	124x82x23mm
<i>Power</i>	60,2W
<i>Input</i>	180-295V~W
<i>Output</i>	700mA
<i>Dimmable</i>	0-10V

Other Accessories



<i>Code</i>	099.142
<i>Description</i>	Emergency Kit
<i>Notes</i>	