

# Technical Data Sheet

Last data update

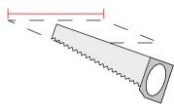
7/16/2016

9010  
novantadieci®




*Req. space behind the plasterboard*

50mm



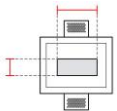
*hole on the plasterboard*

200x140mm



*External measures*

195x135mm



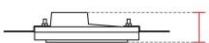
*Measures of the light output*

105x40mm



*Height without electrical part*

40mm



*Height including the electrical part*

40mm

## Notes on measures

## General notes

## PASSO

4155B-2704

Recessed Spotlight / CRISTALY

Surface finish : CRISTALY

LED 2.2W / 24Vdc / 190lm / 2700°K / CRI85

## Model

Code	4155B
Product family	PASSO
Type	Recessed Spotlight

## Material/Surface finish

Code	004
Material	CRISTALY
Surface finish	CRISTALY

## Electrical part

Code	2704
Type	LED
Power	2.2W
Tension	24Vdc
Light Output	190lm
Colour Temperature	2700°K
CRI	85
Light Output of the lamp	157,7lm
Dimmable	SI
Power Supply	by Remote Power Supply
Connection	2 PVC cables
Cover	Transparent Polycarbonate

## General Data

Protection Index	IP20
Isolation Class	III
Weight [Kg]	0,95
Country of production	MADE IN ITALY
Mounting instruction	025.553_9010_REV02

## Installation

Multisize system	SI
Position	Wall/Ceiling lighting

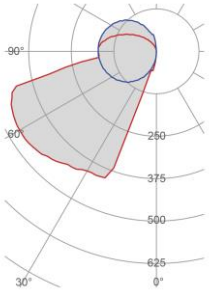
## Packaging

Type	White american Box
Measures AxBxH	260x150x110mm
Gross Weight [Kg]	1,0379
Master carton	NO
Quantity of articles	
Measures AxBxH	

# Technical Data Sheet

4155B-2704

## Fotometric Data

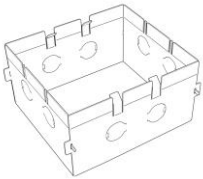


<i>Electrical part</i>	2704_2,2
<i>Power</i>	2.2W
<i>Light Output</i>	190lm
<i>Colour Temperature</i>	2700°K
<i>CRI</i>	85
<i>Lamp Light Output</i>	83%
<i>Light Output of the lamp</i>	157,7lm
<i>Beam Angle</i>	63°
<i>Beam Inclination</i>	50°

<i>Illuminance</i>	0.3m	813lux
	0.5m	293lux
	1m	73lux

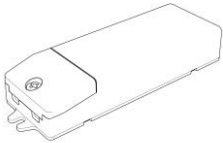
## Accessories

### Housing Box for Brickwork

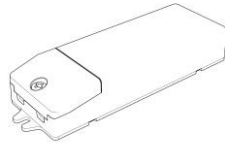


*Code* 023.452  
*Measures* 140X200X55mm  
*Measures of the hole on* 170X230X65mm

## Standard Power Supply



*Code* 026.258  
*Measures* 130x42x23mm  
*Power* 12W  
*Input* 220-240V~W  
*Output* 24Vdc

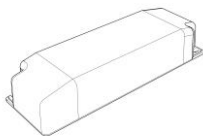


*Code* 026.259  
*Measures* 167x45x30mm  
*Power* 36W  
*Input* 220-240V~W  
*Output* 24Vdc

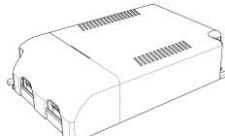


*Code* 026.260  
*Measures* 157x54x36mm  
*Power* 60W  
*Input* 220-240V~W  
*Output* 24Vdc

## Dimmable Power Supply



*Code* 026.219  
*Measures* 155x51x26mm  
*Power* 21,6W  
*Input* 220-240V~W  
*Output* 24Vdc  
*Dimmable* PUSH/0-10V/DALI



*Code* 026.209  
*Measures* 125x82x29mm  
*Power* 60W  
*Input* 220-240 V~W  
*Output* 24Vdc  
*Dimmable* PUSH/1-10V

4155B-2704

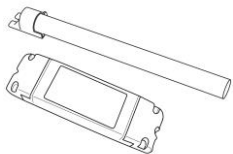
---

## Accessories

---

### Other Accessories

---



<i>Code</i>	099.142
<i>Description</i>	Emergency Kit
<i>Notes</i>	