

NEMO

ARA FLOOR

Ilaria Marelli

Floor lamp, with fluorescent, LED and halogen sources depending on the version. It is composed by two elements in extruded aluminium: depending on versions, body is painted in white, anthracite, champagne and moka, while the main body can be brushed or painted white or anthracite. The LED or halogen upright source is integrated in the body and it creates a widespread light, while a fluorescent or LED source is integrated in the main body for a widespread and adjustable light. Double switch dimmer on the cable.



NEMO

ARA FLOOR

Ilaria Marelli

HALO+FLUO

Lamping

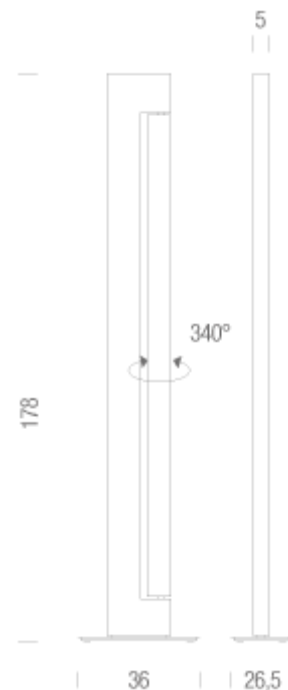
Source	R7s QT-DE (114mm) + G5 T16 (FH-HO)
Total power	300W + 80W
Emission	up and vertical, indirect
Switching	double switch
Tension	230V
Ip class	A
Materials	aluminium + PMMA

Codes

	Structure	Diffuseur
ARA KDL 2A	champagne/polished	
ARA KWL 2A	white/polished	
ARA KWW 2A	white/white	
ARA KXX 2A	anthracite/anthracite	
ARA KXL 2A	anthracite/polished	
ARA KML 2A	moka/polished	

Package

LxPxH (base)	13x40x50
Weight (body)	31x17x190
Weight (base)	12,3
Parcels	10,5



NEMO

ARA FLOOR

Ilaria Marelli

MK3 HALO+FLUO

Lamping

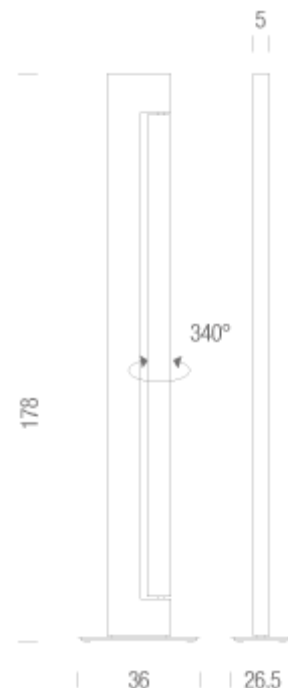
Source	R7s QT-DE (114mm) + G5 T16 (FH-HO)
Total power	300W + 80W
Emission	up and vertical, indirect
Switching	double switch, dimmable
Tension	230V
Ip class	Grado F
Materials	aluminium + PMMA

Codes

	Structure	Diffuseur
ARA KXX 2B	anthracite/anthracite	
ARA KWL 2B	white/polished	
ARA KDL 2B	champagne/polished	
ARA KXL 2B	anthracite/polished	
ARA KML 2B	moka/polished	
ARA KWW 2B	white/white	

Package

LxPxH (base)	13x40x50
Weight (body)	31x17x190
Weight (base)	12,3
Parcels	10,5



NEMO

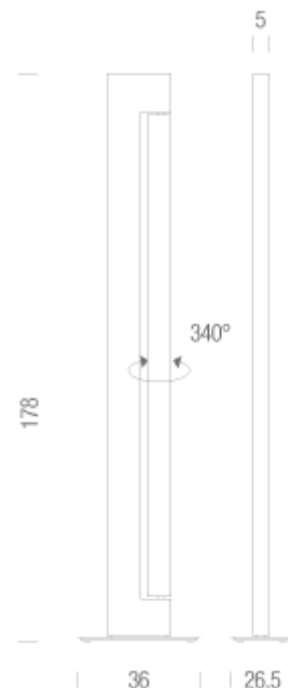
ARA FLOOR

Ilaria Marelli

MK3 LED+LED

Lamping

Source	LED board + linear LED
Total power	23W + 40W
Emission	up and vertical, indirect
Switching	double, dimmable (dali on request)
Tension	230V
Color temperature	2700K/3000K
Luminous flux	2850lm + 5200lm
Typ cri	83
Energy class	A+
Ip class	Grado F
Materials	aluminium + PMMA
Typ cri	83



Codes

ARA TWW 2B
ARA TWL 2B
ARA TXL 2B
ARA TDL 2B
ARA TXX 2B
ARA TML 2B

Structure

white/white
white/polished
anthracite/polished
champagne/polished
anthracite/anthracite
moka/polished

Diffuseur

Package

LxPxH (base)	13x40x50
Weight (body)	31x17x190
Weight (base)	12,3
Parcels	10,5