

APPLIQUE À VOLET PIVOTANT

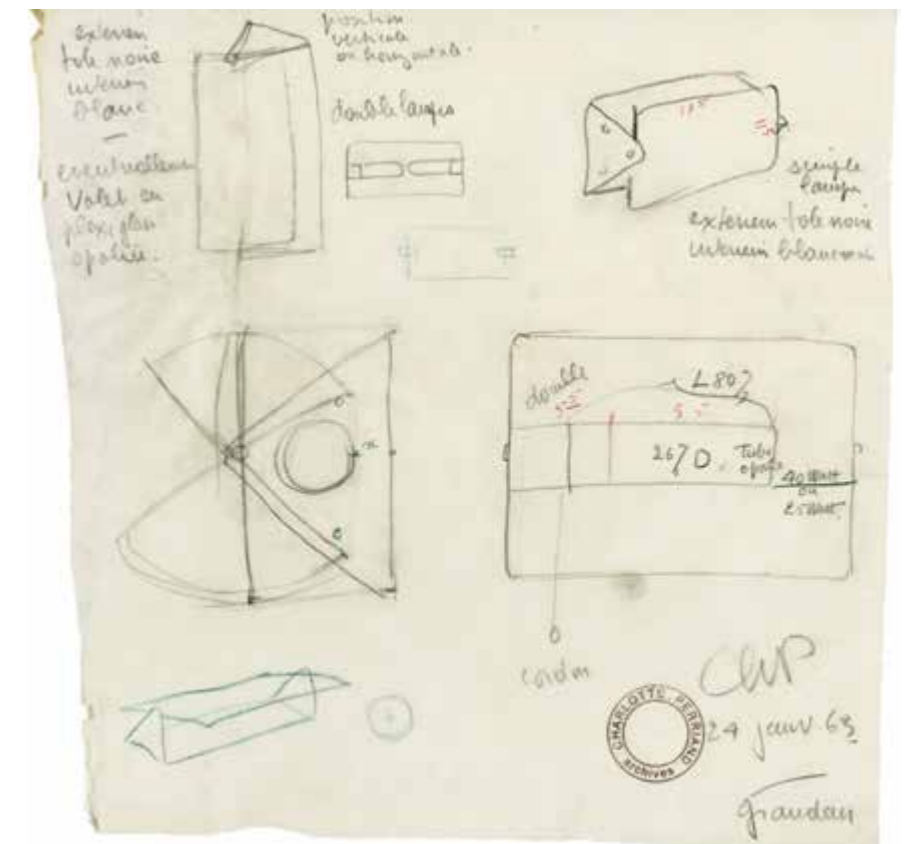
Charlotte Perriand 1960/77

Famiglia di lampade da parete con volet orientabile in alluminio e corpo in metallo. Il corpo è sempre verniciato bianco, il volet può essere anodizzato naturale, anodizzato nero o in inox lucidato a specchio. Nella versione piccola E14 e LED il volet può essere verniciato rosso, giallo o blu. Nella versione E14, l'interruttore è a bordo e la lampada è dotata di cavo e spina per un'installazione libera e semplice. La lampada emette luce indiretta verso la parete e il fascio può essere orientato a piacere.

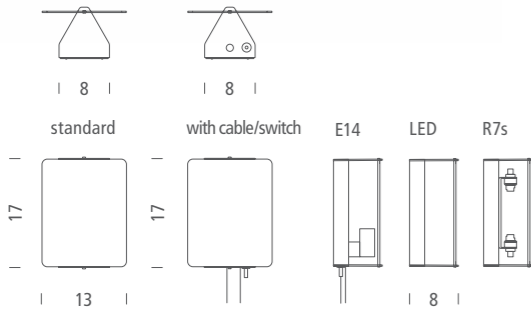
Wall lamps with aluminium adjustable volet and metal body. Body painted in white, volet natural anodized, black anodized or mirror polished stainless steel. For the small versions E14 and LED, volet could be painted in red, yellow or blue. E14 version with integrated switch, cable and plug for a simple and free installation. Indirect output towards the wall and orientable flood beam.

Famille d'appliques avec volet en aluminium orientable. Corps en métal peint en blanc, volet en aluminium anodisé naturel, anodisé noir ou inox poli miroir. Pour la petite dimension uniquement, version E14 avec corps peint en rouge, jaune ou bleu, interrupteur sur la patère et câble d'alimentation/fiche pour une installation facile et libre. Émission de lumière indirecte vers le mur, orientable.

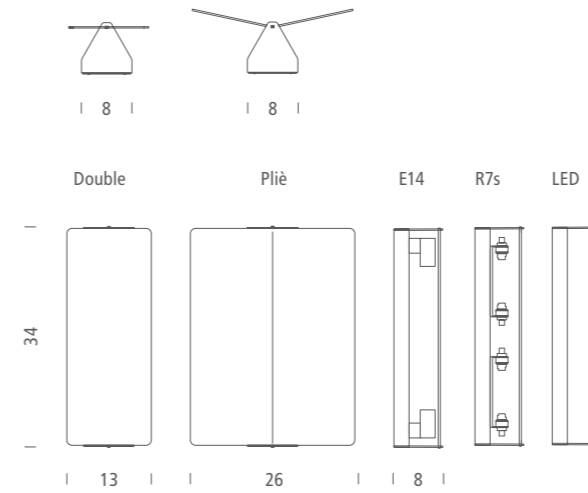
Wandleuchtenfamilie mit verstellbarem Volet. Struktur aus Metall, Volet aus Aluminium. Struktur immer weiß lackiert, Volet aus Aluminium natur-eloxiert, schwarz-eloxiert oder Hochglanz poliert. Bei der E14-Version ist das Volet in den Farben blau, rot oder gelb lackiert. Diese Version verfügt über einen Schalter und einem Netzteil mit Stecker für eine freie und einfache Anbringung. Indirekte Lichtstreuung gegen die Wand. Das Volet ist nach Belieben verstellbar.









	WALL LED		WALL E14 HALO		WALL R7S HALO	
source	LED board	E14 QT-DE	R7s (75mm)			
emission	indirect orientable	indirect orientable	indirect orientable			
max power	10W	40W	80W			
CCT	3000K	-	-			
lighting output	1000lm	-	-			
typ cri	83	-	-			
switching	-	on board	-			
tension	110/230V	230V	230V			
energy class	A+	-	-			
FINISHING	code	structure	code	structure	code	structure
aluminium	AVP LWD 31	●	AVP EWD 31	●	AVP HWD 31	●
black	AVP LWN 31	●	AVP EWN 31	●	AVP HWN 31	●
red	AVP LWR 31	●	AVP EWR 31	●	-	-
orange	AVP LWG 31	●	AVP EWG 31	●	-	-
blue	AVP LWB 31	●	AVP EWB 31	●	-	-
inox	AVP LWH 31	●	AVP EWH 31	●	AVP HWH 31	●



	WALL LED		WALL E14 HALO		WALL R7S HALO	
source	LED board	E14 QT-DE	R7s (75mm)			
emission	indirect orientable	indirect orientable	indirect orientable			
max power	20W	2x40W	2x80W			
CCT	3000K	-	-			
lighting output	2000lm	-	-			
typ cri	83	-	-			
switching	-	on board	-			
tension	110/230V	230V	230V			
energy class	A+	-	-			
FINISHING	code	structure	code	structure	code	structure
DOUBLE						
aluminium	AVP LWD 33	●	AVP EWD 33	●	AVP HWD 33	●
black	AVP LWN 33	●	AVP EWN 33	●	AVP HWN 33	●
inox	AVP LWH 33	●	AVP EWH 33	●	AVP HWH 33	●
PLIÉ						
aluminium	AVP LWD 32	●	AVP EWD 32	●	AVP HWD 32	●
black	AVP LWN 32	●	AVP EWN 32	●	AVP HWN 32	●



APPLIQUE À VOLET PIVOTANT LED, RED / HALO, ALUMINIUM / E14, BLUE

APPLIQUE À VOLET PIVOTANT PLIÉ HALO ALUMINIUM / DOUBLE, BLACK

