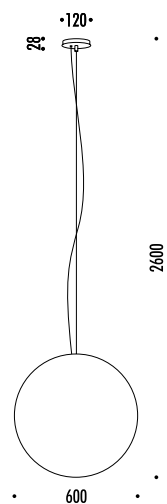






DESIGN DAVIDE GROPPI - 2005
LAMPADA A SOSPENSIONE - CARTA GIAPPONESE - PE
SUSPENSION LAMP - JAPANESE PAPER - PE
ENERGY CLASS: A++ , A+ , A , B , C , D , E

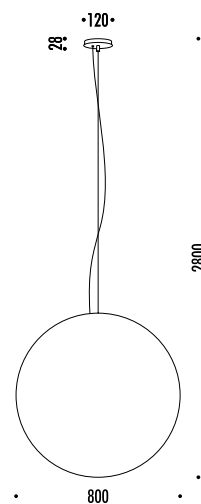
CE IP 20





CODICE / CODE	FINITURA / FINISHING	CARATTERISTICHE / TECHNICAL INFO
151500	STANDARD	220 / 240 V - 50 / 60 Hz - MAX 105 W - E27 LAMPADINA FLUORESCENTE INCLUSA - CAVO BIANCO - ROSONE BIANCO FLUORESCENT BULB INCLUDED - WHITE CABLE - WHITE CEILING ROSE
		 COD. 5072078 FLUORESCENT - 23 W - 2700K - 1600 lm - EFFICIENCY A
		 COD. 5072116 HALOGEN - 105 W - 2700K - 1980 lm - EFFICIENCY D

DESIGN DAVIDE GROPPI - 2005
LAMPADA A SOSPENSIONE - CARTA GIAPPONESE - PE
SUSPENSION LAMP - JAPANESE PAPER - PE
ENERGY CLASS: A++ , A+ , A , B , C , D , E

CE IP 20



CODICE / CODE	FINITURA / FINISHING	CARATTERISTICHE / TECHNICAL INFO
137200	STANDARD	220 / 240 V - 50 / 60 Hz - MAX 105 W - E27 LAMPADINA FLUORESCENTE INCLUSA - CAVO BIANCO - ROSONE BIANCO FLUORESCENT BULB INCLUDED - WHITE CABLE - WHITE CEILING ROSE
		 COD. 5072078 FLUORESCENT - 23 W - 2700K - 1600 lm - EFFICIENCY A
		 COD. 5072116 HALOGEN - 105 W - 2700K - 1980 lm - EFFICIENCY D

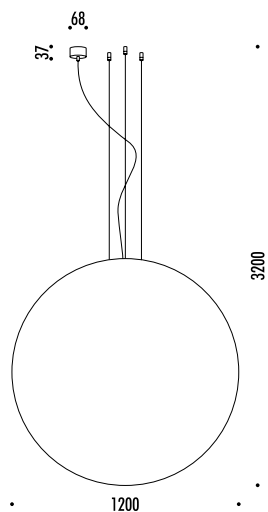




MOON 120



DESIGN DAVIDE GROPPI - 2005
LAMPADA A SOSPENSIONE - CARTA GIAPPONESE - PE
SUSPENSION LAMP - JAPANESE PAPER - PE
ENERGY CLASS: A++ , A+ , A , B , C , D , E

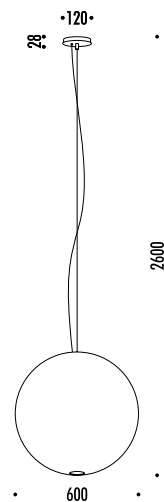
CE IP 20





CODICE / CODE	FINITURA / FINISHING	CARATTERISTICHE / TECHNICAL INFO
157100	STANDARD	220 / 240 V - 50 / 60 Hz - MAX 105 W - E27 LAMPADINA FLUORESCENTE INCLUSA - CAVO BIANCO - ROSONE BIANCO FLUORESCENT BULB INCLUDED - WHITE CABLE - WHITE CEILING ROSE
		 COD. 5072119 FLUORESCENT - 60 W - 2700K - 4310 lm - EFFICIENCY A
		 COD. 5072116 HALOGEN - 105 W - 2700K - 1980 lm - EFFICIENCY D

DESIGN DAVIDE GROPPI - 2011
LAMPADA A SOSPENSIONE - CARTA GIAPPONESE - PE
SUSPENSION LAMP - JAPANESE PAPER - PE
ENERGY CLASS: A++ , A+ , A , B , C , D , E

CE IP 20



CODICE / CODE	FINITURA / FINISHING	CARATTERISTICHE / TECHNICAL INFO
165700	STANDARD	220 / 240 V - 50 / 60 Hz - MAX 23 W - E27 + MAX 10 W - GU10 LAMPADINE FLUORESCENTE / LED INCLUSE - DOPPIA EMISSIONE CAVO TRASPARENTE - ROSONE BIANCO FLUORESCENT / LED BULBS INCLUDED - DUAL EMISSION TRANSPARENT CABLE - WHITE CEILING ROSE
		 COD. 5072078 FLUORESCENT - 23 W - 2700K - 1600 lm - EFFICIENCY A
		 COD. 5072111 LED - 6 W - 3000K - 320 lm - EFFICIENCY A+



MOON 60 DE