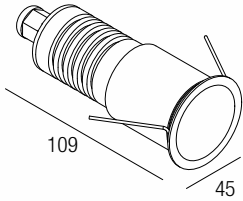


# BABUS 2

design: Roberto Mantovani



### Supply current

Alimentazione  
Courant d'alimentation  
Stromversorgung  
Corriente de alimentación  
**350-500 mA (V<sub>r</sub> 2,9V)**

### Power

Potenza  
Puissance  
Bestuekung  
Potencia  
**1-2 W**

### Series wiring

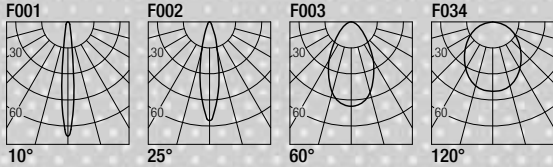
Cablaggio in serie  
Câblage en série  
Verkabelung in Serie  
Cableado en serie



### CCT/CRI/Flux

CCT	350mA	500mA
2700K	89 lm	128 lm
3000K	93 lm	133 lm
4200K	103 lm	154 lm
6000K	114 lm	165 lm

### Photometric diagrams



### Code Construction

Costruzione del codice - Construction du code produit  
Bau der Produkt-Code - Construcción del código de producto

### BT1 X X X

#### Finishing

	B	G	N	K
Finitura Finitions Oberflächenfinish Acabados	White Bianco Blanc Weiß Blanco	Grey Grigio Gris Grau	Black Nero Noir Schwarz Negro	COR-TEN

#### Color Temperature

	0	1	2	3	6	7	8
Temperatura colore Température couleur Temperaturabhängige Farbe Temperatura de color	2700K	3000K	4200K	6000K	Blue Blu Bleu Blau Azul	Green Verde Vert Grün	Red Rosso Rouge Rot Rojo

#### Beam angle

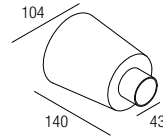
	0	1	2	9
Apertura di fascio Angle de faisceau Strahlwinkel Ángulo del haz	10°	25°	60°	120°

### Optionals

Accessori - Accessoires  
Zubehör - Accesorios

### CSBU01 Recessing box

Controcassa  
Boîtier d'encastrement  
Eingießgehäuse  
Caja de empotrar



### L001

#### Low luminance louvre

Filtro antiabbagliamento  
Filtre basse luminance  
Geringe Leuchtdichte-Filter  
Filtro de baja luminancia



**Nota:** il filtro deve essere ordinato congiuntamente all'apparecchio - **Note:** the filter must be ordered together with the lighting fixture - **Note:** le filtre doit être commandé en même temps que l'appareil - **Anmerkung:** muss der Filter zusammen mit Leuchtkörper bestellt werden  
**Nota:** el filtro debe pedirse junto con la luminaria

### Drivers

Alimentatori - Alimentateurs  
Netzteile - Alimentadores

350 mA		500 mA	
on/off	dimmable	on/off	dimmable
AL1034 (1..11) 30mm IP20	AL4000 (1..12) 72mm IP20 PUSH 1..10V	AL1074 (1..7) 30mm IP20	AL4010 (1..12) 72mm IP20 PUSH 1..10V
AL1035 (1..11) 40mm IP20	AL4051 (1..12) 72mm IP20 DALI	AL1077 (1..6) 40mm IP20	AL4151 (1..12) 72mm IP20 DALI
AL1037 (1..16) 55mm IP20 S.P.	AL4053 (1..12) 60mm IP20 IGBT-TRIAC	AL1084 (1..11) 55mm IP20 S.P.	AL4153 (1..12) 60mm IP20 IGBT-TRIAC
AL9011 (1..12) 60mm IP67		AL9051 (1..10) 60mm IP67	