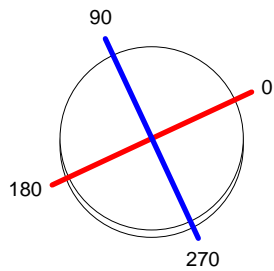


<b>Luminaria</b>		<b>Ensayo</b>		<b>Lámpara</b>	
Código	TR500	Código	TR700	Código	TR500
Nombre	Luminaria leds TR500 32.48W	Nombre	Luminaria leds TR700 48.72W	Número	1
Familia	- INSOLIT	Fecha	20-04-2015	Posición	Universal
Rendimiento	100.00%	Sist. de Coorden.	CG	Flujo Total	1693.46 lm
Valor Máximo	358.76 cd/klm	Posición	C=0.00 G=0.00		Bisimétrico
Luminaria Redonda	Diam.	500 mm	Altura	40 mm	
Área Luminosa Redonda	Diam.	496 mm	Altura	0 mm	
Área Luminosa Horizontal	0.193221 m2		Área Emisión sobre Pl. 180°	0.000000 m2	
Área Emisión sobre Pl. 0°	0.000000 m2		Área Emisión sobre Pl. 270°	0.000000 m2	
Área Emisión sobre Pl. 90°	0.000000 m2		Área de deslumbramiento a 76°	0.046744 m2	
Tipo de Simetría	Bisimétrico	Máximo Ángulo Gamma	Flujo de Ensayo	90	2540.19 lm
Distancia de Ensayo	6.44				
Operador	Asselum T2	Tensión de alimentación	230.00 V		
Temperatura	21.00 °C	Corriente de alimentación			
Humedad	48.00 %	Fotocélula	Prc		
Notas					

Familia		Código		Lámparas de la Luminaria		Flujo [lm]	Pot. [W]	Cant.
- INSOLIT		TR500		Nombre Lámpara leds 32.48W		1693.46	32.00	1
C.I.E.	47 79 96 100 100			D DIN 5040	A30			
F UTE	1.00 E			B NBN	BZ 4			

Diam=500mm



Semiplanos C

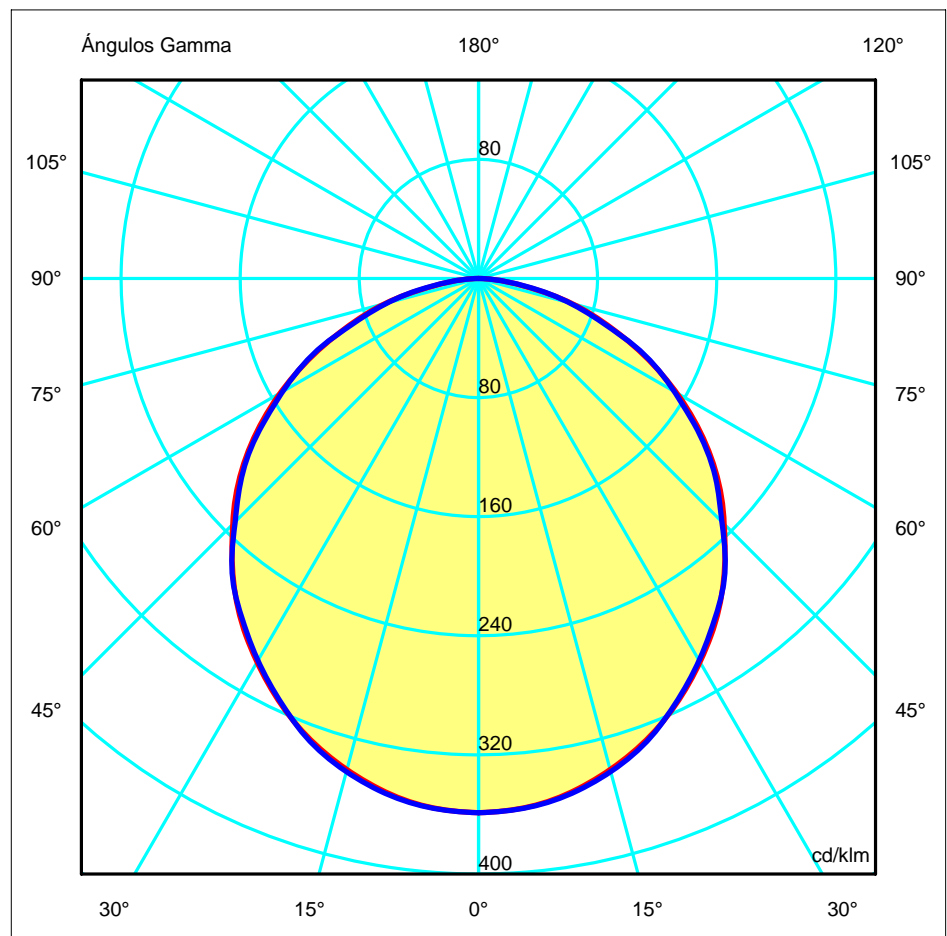
180.0 — 0.0

270.0 — 90.0

ULOR 0.00 %

DLOR 100.00 %

RN 0.00 %



<b>Luminaria</b>		<b>Ensayo</b>		<b>Lámpara</b>	
Código	TR500	Código	TR700	Código	TR500
Nombre	Luminaria leds TR500 32.48W	Nombre	Luminaria leds TR700 48.72W	Número	1
Familia	- INSOLIT	Fecha	20-04-2015	Posición	Universal
Rendimiento	100.00%	Sist. de Coorden.	CG	Flujo Total	1693.46 lm
Valor Máximo	358.76 cd/klm	Posición	C=0.00 G=0.00	Bisimétrico	

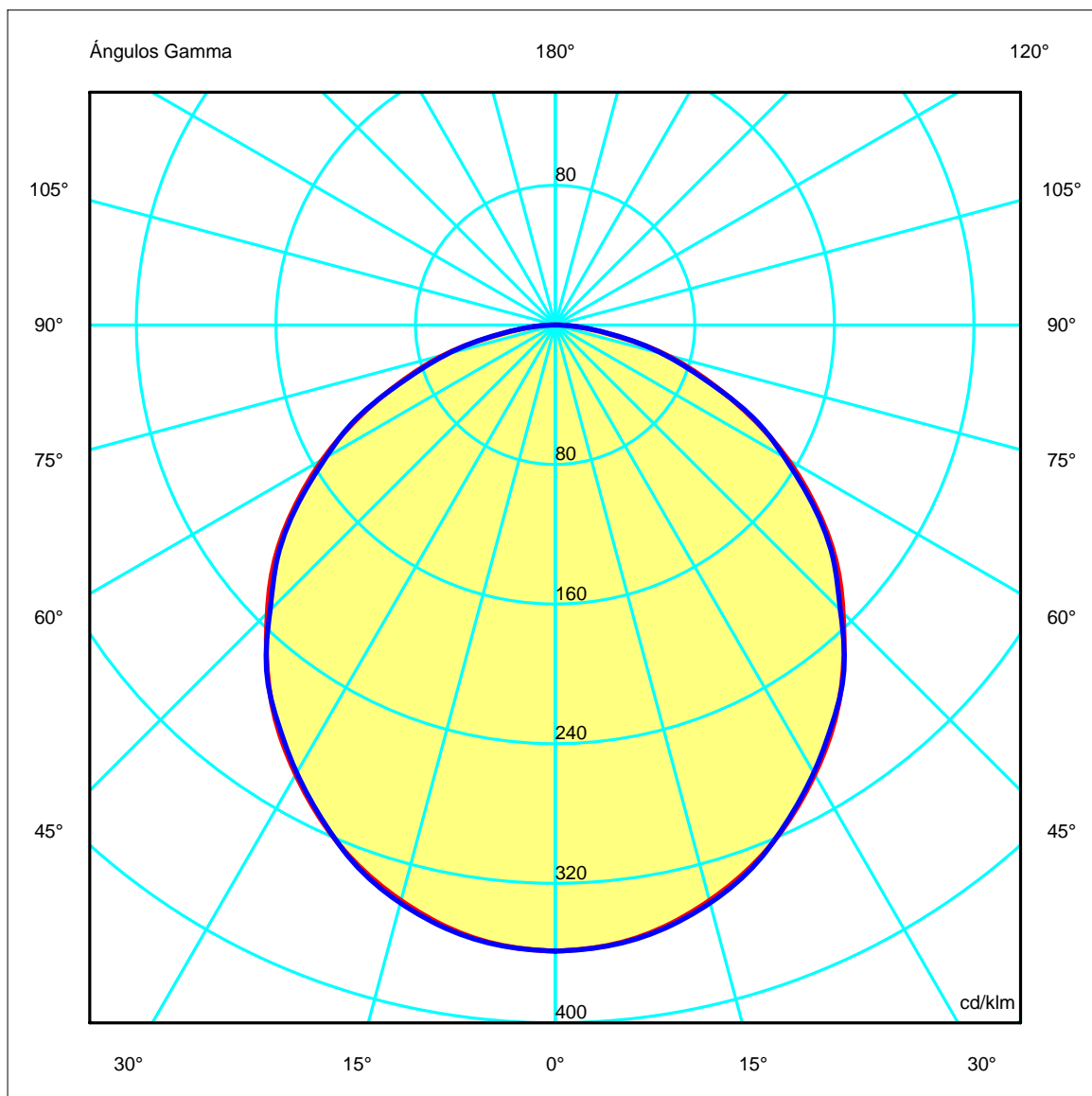
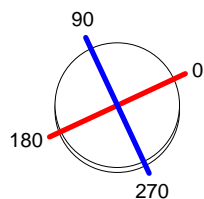
**Tabla de Intensidad Luminosa cd/klm      Tabla 1/1**

	C 0.00	C 15.00	C 30.00	C 45.00	C 60.00	C 75.00	C 90.00
G 0.0	358.76	358.76	358.76	358.76	358.76	358.76	358.76
G 5.0	356.80	356.94	357.49	357.34	357.15	357.81	357.07
G 10.0	350.88	350.80	351.82	350.64	351.40	350.96	351.79
G 15.0	341.46	342.42	342.56	341.31	342.71	342.07	342.90
G 20.0	329.70	329.28	330.77	328.79	330.22	328.53	330.78
G 25.0	314.83	314.99	315.78	314.07	314.02	314.04	314.10
G 30.0	297.46	296.28	298.60	296.16	295.44	295.54	296.29
G 35.0	278.68	278.70	280.24	277.66	277.37	277.31	277.34
G 40.0	256.84	257.74	260.83	257.42	257.75	257.28	257.54
G 45.0	233.26	233.18	235.17	232.46	232.39	231.81	231.07
G 50.0	210.03	209.83	211.86	208.99	208.27	208.42	207.77
G 55.0	182.71	180.76	185.29	180.80	180.05	179.56	180.69
G 60.0	153.79	154.05	156.06	152.89	152.02	152.20	151.66
G 65.0	123.22	123.62	127.39	123.20	124.46	123.13	124.62
G 70.0	92.69	92.93	94.97	92.06	91.27	91.83	90.90
G 75.0	65.31	65.43	67.59	64.85	64.04	64.44	63.67
G 80.0	34.38	34.47	36.76	34.41	34.79	33.84	36.11
G 85.0	14.15	14.32	15.86	14.31	13.54	14.22	13.60
G 90.0	1.24	1.23	1.35	1.42	1.30	1.34	1.53

<b>Luminaria</b>		<b>Ensayo</b>		<b>Lámpara</b>	
Código	TR500	Código	TR700	Código	TR500
Nombre	Luminaria leds TR500 32.48W	Nombre	Luminaria leds TR700 48.72W	Número	1
Familia	- INSOLIT	Fecha	20-04-2015	Posición	Universal
Rendimiento	100.00%	Sist. de Coorden.	CG	Flujo Total	1693.46 lm
Valor Máximo	358.76 cd/klm	Posición	C=0.00 G=0.00		Bisimétrico

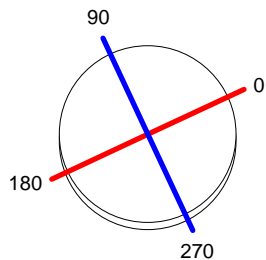
Diam=500mm

Semiplanos C

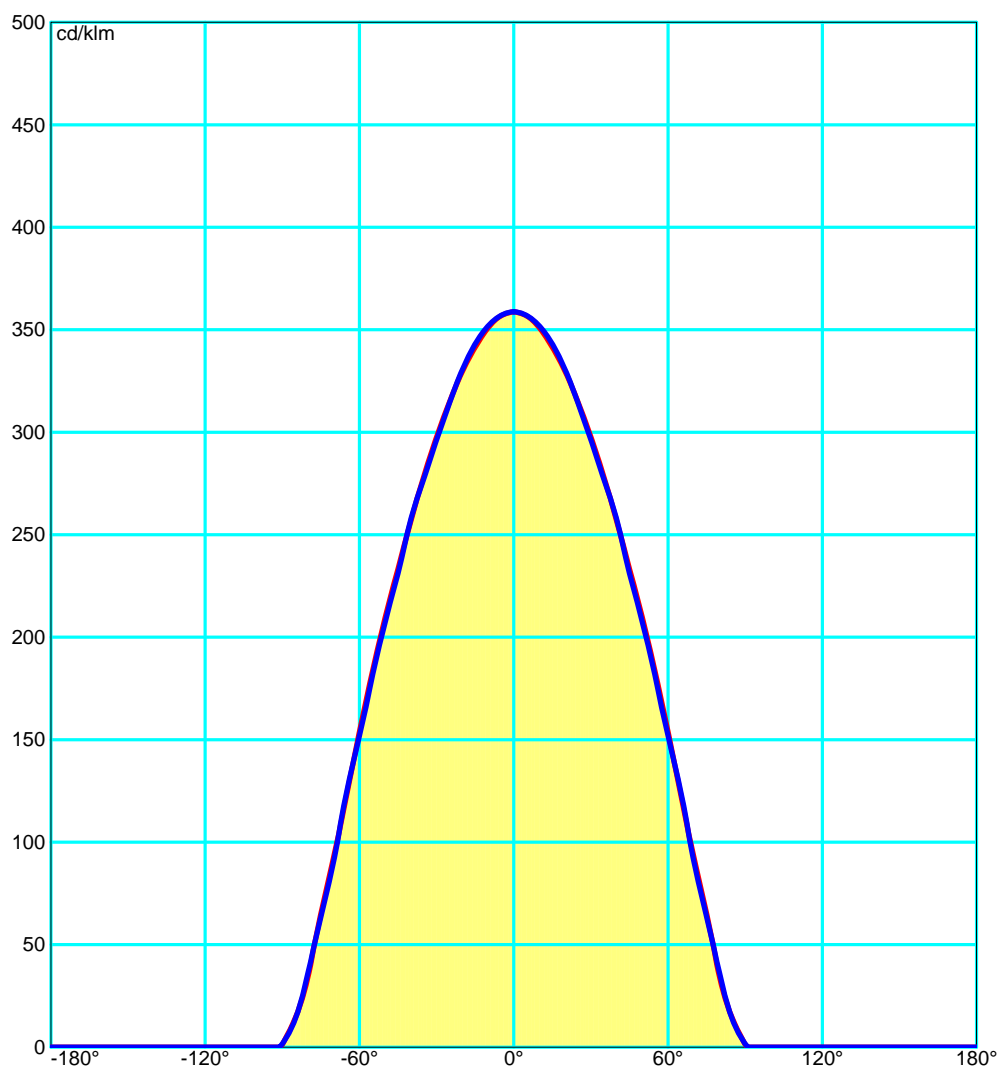


<b>Luminaria</b>		<b>Ensayo</b>		<b>Lámpara</b>	
Código	TR500	Código	TR700	Código	TR500
Nombre	Luminaria leds TR500 32.48W	Nombre	Luminaria leds TR700 48.72W	Número	1
Familia	- INSOLIT	Fecha	20-04-2015	Posición	Universal
Rendimiento	100.00%	Sist. de Coord.	CG	Flujo Total	1693.46 lm
Valor Máximo	358.76 cd/klm	Posición	C=0.00 G=0.00	Bisimétrico	

Diam=500mm



Semiplanos C



<b>Luminaria</b> Código TR500 Nombre Luminaria leds TR500 32.48W Familia - INSOLIT		<b>Ensayo</b> Código TR700 NombreLuminaria leds TR700 48.72W Fecha 20-04-2015		<b>Lámpara</b> Código TR500 Número 1 Posición Universal	
Rendimiento	100.00%	Sist. de Coorden.	CG	Flujo Total	1693.46 lm
Valor Máximo	358.76 cd/klm	Posición	C=0.00 G=0.00	Bisimétrico	

**UGR**  
S = 0.250

Reflectancias										
Ceiling/Cavity	0.7	0.7	0.5	0.5	0.3	0.7	0.7	0.5	0.5	0.3
Walls	0.5	0.3	0.5	0.3	0.3	0.5	0.3	0.5	0.3	0.3
WorkingPlane	0.2	0.2	0.2	0.2	0.2	0.2	0.2	0.2	0.2	0.2
RoomDimensions	ViewedCrosswise					ViewedEndwise				
x=2H y=2H	16.1	17.4	16.4	17.6	17.8	16.0	17.3	16.3	17.5	17.8
x=2H y=3H	17.6	18.8	17.9	19.1	19.3	17.5	18.7	17.9	19.0	19.3
x=2H y=4H	18.3	19.4	18.6	19.7	19.9	18.2	19.3	18.5	19.6	19.9
x=2H y=6H	18.6	19.7	19.0	20.0	20.2	18.6	19.6	18.9	19.9	20.2
x=2H y=8H	18.8	19.8	19.1	20.1	20.3	18.7	19.7	19.1	20.0	20.3
x=2H y=12H	18.8	19.8	19.2	20.1	20.4	18.7	19.7	19.1	20.0	20.4
x=4H y=2H	16.8	17.9	17.2	18.2	18.5	16.8	17.9	17.1	18.2	18.5
x=4H y=3H	18.6	19.5	18.9	19.9	20.1	18.5	19.4	18.9	19.8	20.1
x=4H y=4H	19.3	20.2	19.7	20.5	20.8	19.2	20.1	19.6	20.4	20.8
x=4H y=6H	19.8	20.6	20.2	21.0	21.2	19.7	20.5	20.1	20.9	21.2
x=4H y=8H	20.0	20.7	20.4	21.1	21.4	19.9	20.6	20.3	21.0	21.4
x=4H y=12H	20.1	20.7	20.5	21.1	21.4	20.0	20.6	20.4	21.0	21.4
x=8H y=4H	19.7	20.3	20.1	20.7	21.0	19.6	20.2	20.0	20.6	21.0
x=8H y=6H	20.3	20.8	20.7	21.3	21.6	20.2	20.7	20.6	21.2	21.6
x=8H y=8H	20.5	21.0	21.0	21.4	21.8	20.4	20.9	20.9	21.3	21.8
x=8H y=12H	20.6	21.1	21.1	21.5	21.9	20.5	21.0	21.0	21.4	21.9
x=12H y=4H	19.7	20.3	20.1	20.7	21.1	19.6	20.2	20.0	20.6	21.1
x=12H y=6H	20.3	20.8	20.8	21.3	21.6	20.2	20.7	20.7	21.2	21.6
x=12H y=8H	20.6	21.0	21.1	21.5	21.9	20.5	20.9	21.0	21.4	21.9

<b>Luminaria</b>		<b>Ensayo</b>		<b>Lámpara</b>	
Código	TR500	Código	TR700	Código	TR500
Nombre	Luminaria leds TR500 32.48W	Nombre	Luminaria leds TR700 48.72W	Número	1
Familia	- INSOLIT	Fecha	20-04-2015	Posición	Universal
Rendimiento	100.00%	Sist. de Coorden.	CG	Flujo Total	1693.46 lm
Valor Máximo	358.76 cd/klm	Posición	C=0.00 G=0.00	Bisimétrico	

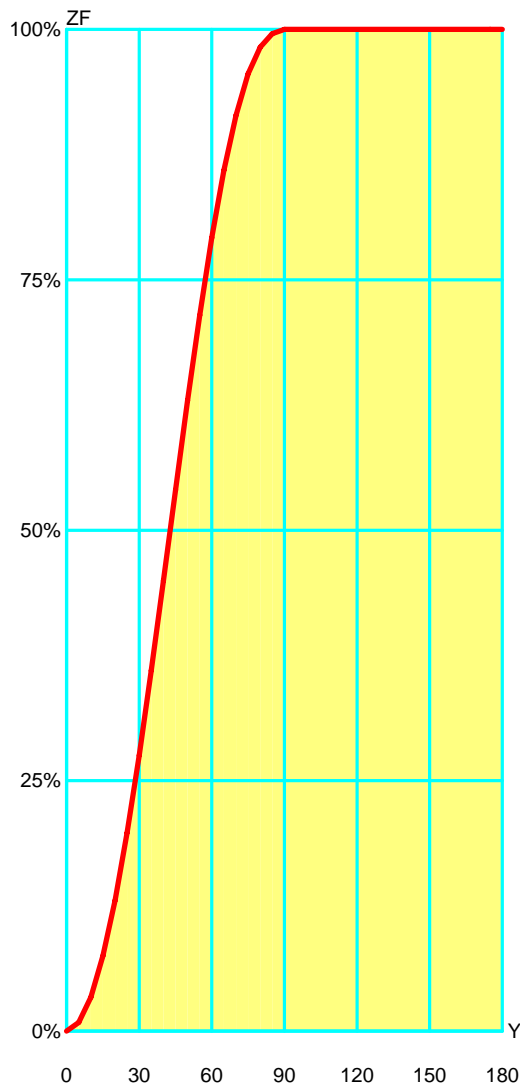
Flujo Total=1693.46 Flujo Luminaria=1693.46

RI	0.60	0.80	1.00	1.25	1.50	2.00	2.50	3.00	4.00	5.00	10.00	20.00
DRR	0.31	0.39	0.47	0.54	0.60	0.68	0.74	0.78	0.83	0.86	0.93	0.96
RC	5	5	5	5	5	5	5	5	5	5	4	4

Flujo Zonal por 1000 Lúmenes																		
Y°	10	20	30	40	50	60	70	80	90	100	110	120	130	140	150	160	170	180
ZF(Y)	34	130	275	449	630	792	914	982	1000	1000	1000	1000	1000	1000	1000	1000	1000	1000

Códigos de Flujo C.I.E.  
47 79 96 100 100

C.I.E.	5/5/5/5/5/5/5/5/4/4	LOR	99.99988 %
D DIN 5040	A30	ULOR	0.00000 %
F UTE	1.00 E	DLOR	99.99988 %
B NBN	BZ 4	UFF	0.00000 %
RN	0.00000 %	DFF	100.00000 %
BLF	1.0	FFR	0.00000 %



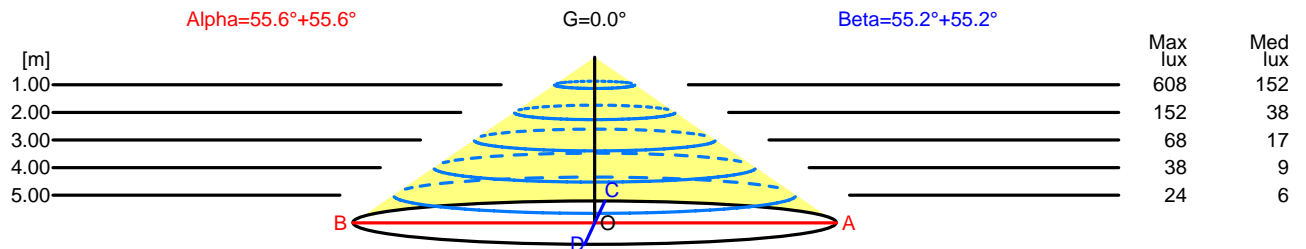
Gamma °	Flujo Zonal			
	Flujo	Suma lm	Flujo [%]	Suma [%]
0°	0.00	0.00	0.00%	0.00%
5°	8.56	8.56	0.86%	0.86%
10°	25.34	33.90	2.53%	3.39%
15°	41.13	75.03	4.11%	7.50%
20°	55.37	130.40	5.54%	13.04%
25°	67.56	197.97	6.76%	19.80%
30°	77.33	275.30	7.73%	27.53%
35°	84.63	359.92	8.46%	35.99%
40°	89.47	449.39	8.95%	44.94%
45°	90.89	540.29	9.09%	54.03%
50°	89.36	629.65	8.94%	62.96%
55°	84.96	714.61	8.50%	71.46%
60°	77.36	791.97	7.74%	79.20%
65°	67.49	859.46	6.75%	85.95%
70°	54.89	914.34	5.49%	91.43%
75°	41.20	955.54	4.12%	95.55%
80°	26.77	982.31	2.68%	98.23%
85°	13.39	995.70	1.34%	99.57%
90°	4.30	1000.00	0.43%	100.00%
95°	0.00	1000.00	0.00%	100.00%
100°	0.00	1000.00	0.00%	100.00%
105°	0.00	1000.00	0.00%	100.00%
110°	0.00	1000.00	0.00%	100.00%
115°	0.00	1000.00	0.00%	100.00%
120°	0.00	1000.00	0.00%	100.00%
125°	0.00	1000.00	0.00%	100.00%
130°	0.00	1000.00	0.00%	100.00%
135°	0.00	1000.00	0.00%	100.00%
140°	0.00	1000.00	0.00%	100.00%
145°	0.00	1000.00	0.00%	100.00%
150°	0.00	1000.00	0.00%	100.00%
155°	0.00	1000.00	0.00%	100.00%
160°	0.00	1000.00	0.00%	100.00%
165°	0.00	1000.00	0.00%	100.00%
170°	0.00	1000.00	0.00%	100.00%
175°	0.00	1000.00	0.00%	100.00%
180°	0.00	1000.00	0.00%	100.00%

<b>Luminaria</b>		<b>Ensayo</b>		<b>Lámpara</b>	
Código	TR500	Código	TR700	Código	TR500
Nombre	Luminaria leds TR500 32.48W	Nombre	Luminaria leds TR700 48.72W	Número	1
Familia	- INSOLIT	Fecha	20-04-2015	Posición	Universal
Rendimiento	100.00%	Sist. de Coorden.	CG	Flujo Total	1693.46 lm
Valor Máximo	358.76 cd/klm	Posición	C=0.00 G=0.00	Bisimétrico	

Apertura a 50.00 % de Max Intensidad

H[m]	1.00	2.00	3.00	4.00	5.00	H[m]	1.00	2.00	3.00	4.00	5.00
OA	1.46	2.92	4.38	5.84	7.30	OC	1.44	2.88	4.32	5.76	7.20
OB	1.46	2.92	4.38	5.84	7.30	OD	1.44	2.88	4.32	5.76	7.20

				Intensidades Luminosas [ cd/klm]							
	0	5	15	25	35	45	55	65	75	85	
OA	607.54	604.22	578.25	533.15	471.93	395.02	309.41	208.67	110.60	23.96	
OB	607.54	604.22	578.25	533.15	471.93	395.02	309.41	208.67	110.60	23.96	
OC	607.54	604.68	580.69	531.91	469.67	391.31	305.99	211.05	107.83	23.03	
OD	607.54	604.68	580.69	531.91	469.67	391.31	305.99	211.05	107.83	23.03	



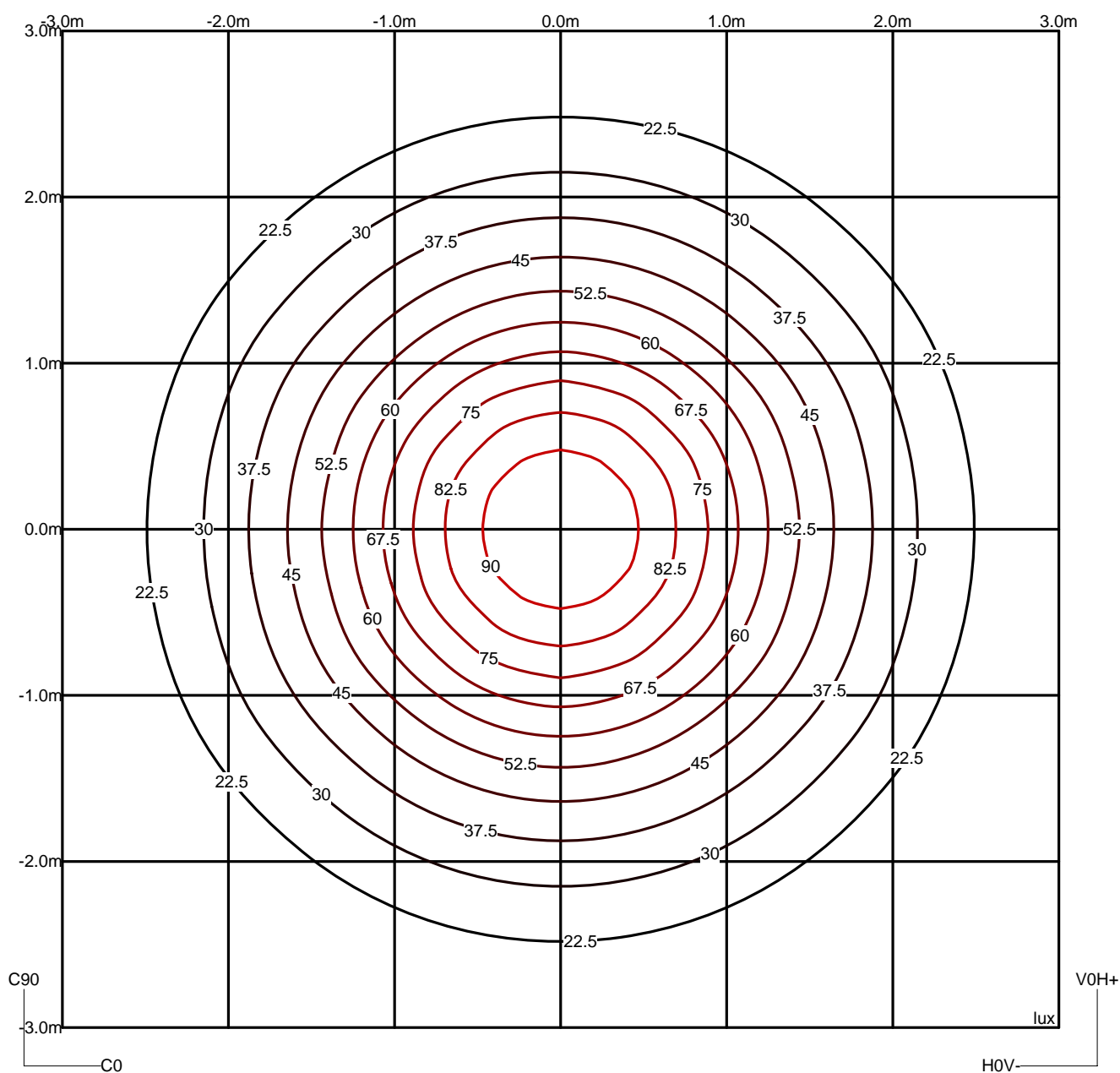
H[m]	D[m]	Max lux	Med lux	Alpha=55.6°+55.6°	G=0.0	
1.00	2.92	608	152			
2.00	5.84	152	38			
3.00	8.76	68	17			
4.00	11.68	38	9			
5.00	14.60	24	6			

H[m]	D[m]	Max lux	Med lux	Beta=55.2°+55.2°	G=0.0	
1.00	2.88	608	152			
2.00	5.76	152	38			
3.00	8.64	68	17			
4.00	11.52	38	9			
5.00	14.40	24	6			

Luminaria		Ensayo		Lámpara	
Código	TR500	Código	TR700	Código	TR500
Nombre	Luminaria leds TR500 32.48W	Nombre	Luminaria leds TR700 48.72W	Número	1
Familia	- INSOLIT	Fecha	20-04-2015	Posición	Universal
Rendimiento	100.00%	Sist. de Coorden.	CG	Flujo Total	1693.46 lm
Valor Máximo	358.76 cd/klm	Posición	C=0.00 G=0.00		Bisimétrico

Isolux (Suelo)

Posición Luminaria X=0.00m Y=0.00m Z=2.50m





<b>Luminaria</b>		<b>Ensayo</b>				<b>Lámpara</b>	
Código	TR500	Código	TR700		Código	TR500	
Nombre	Luminaria leds TR500 32.48W	Nombre	Luminaria leds TR700 48.72W		Número	1	
Familia	- INSOLIT	Fecha	20-04-2015		Posición	Universal	
Rendimiento	100.00%	Sist. de Coorden.	CG		Flujo Total	1693.46 lm	
Valor Máximo	358.76 cd/klm	Posición	C=0.00 G=0.00		Bisimétrico		

Utilización CIE

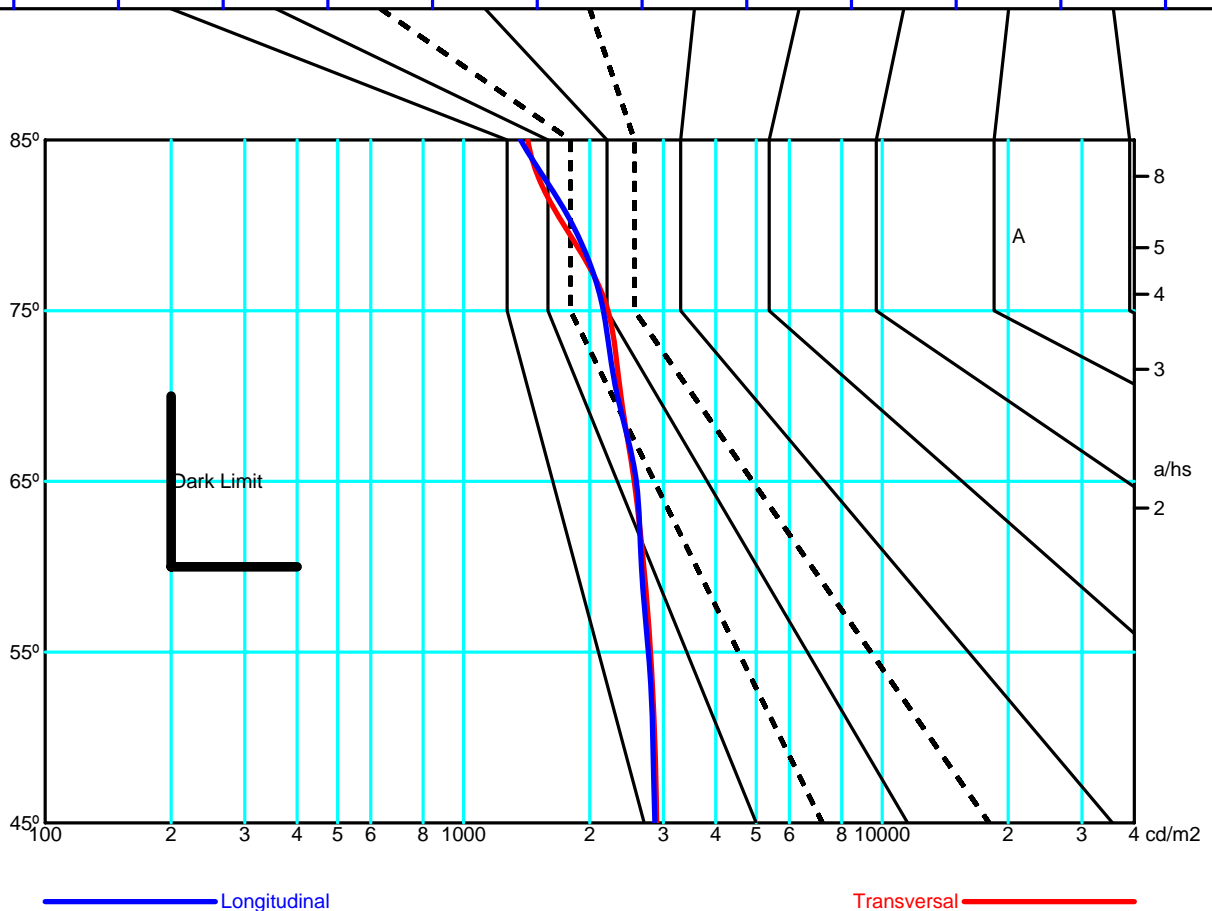
Montaje	Directo		Normalización		Normalizados		Raz. de Susp. 1/3										CIE Estándar						
Techo																							
K	8873	8773	8871	8771	7773	7771	7753	7553	7751	7551	7731	7331	7711	7111	5551	5531	5331	5511	5111	3331	3311	1111	0000
0.60	217	195	171	154	186	147	111	95	87	74	46	35	17	12	69	37	33	14	11	31	12	10	0
0.80	251	231	182	168	219	160	140	122	100	88	56	45	23	17	82	47	42	20	16	40	17	15	0
1.00	274	255	184	172	243	165	163	146	106	96	63	52	29	22	90	54	49	25	21	47	22	20	0
1.25	294	277	181	172	263	165	186	169	111	101	69	59	36	29	95	60	56	31	27	53	28	25	0
1.50	308	292	177	169	279	163	205	189	113	105	74	64	42	34	99	65	61	37	33	58	33	30	0
2.00	325	313	166	160	298	155	234	219	114	108	80	72	51	44	102	72	69	47	42	66	43	39	0
2.50	337	326	157	153	311	148	254	241	114	109	84	77	59	52	103	77	74	54	50	71	50	47	0
3.00	345	335	150	147	320	143	270	257	113	109	87	81	64	58	104	81	78	60	56	75	56	52	0
4.00	356	349	142	139	333	136	292	281	113	109	92	86	73	67	105	86	83	68	65	81	64	61	0
5.00	363	357	136	134	342	131	307	298	112	109	94	90	78	73	105	89	87	74	71	84	70	67	0
10.00	378	375	124	123	360	121	340	335	110	109	101	98	91	88	106	97	95	88	86	93	85	82	0
20.00	386	384	116	116	369	114	359	356	109	108	104	103	99	97	105	101	100	96	95	98	93	91	0
Pared																							
K	8873	8773	8871	8771	7773	7771	7753	7553	7751	7551	7731	7331	7711	7111	5551	5531	5331	5511	5111	3331	3311	1111	0000
0.60	467	455	409	400	449	396	354	346	319	314	268	263	230	229	311	264	262	229	228	261	228	228	208
0.80	525	513	446	438	504	432	410	401	361	355	309	304	271	268	350	304	302	269	268	301	268	267	243
1.00	564	551	466	459	539	452	450	440	386	380	337	332	299	296	375	331	329	297	295	327	295	293	266
1.25	597	585	480	474	571	467	487	476	408	402	362	356	325	322	395	355	353	322	320	350	320	318	288
1.50	620	609	489	483	593	476	515	504	423	417	380	374	345	341	410	372	370	341	339	366	338	336	303
2.00	643	633	488	484	614	477	547	536	433	429	397	391	366	362	420	388	386	361	359	381	357	353	317
2.50	656	647	485	482	626	474	568	557	438	434	406	401	379	374	424	397	395	373	370	389	368	363	324
3.00	663	655	480	478	633	470	581	571	438	435	411	406	386	382	425	401	399	380	377	393	374	369	327
4.00	677	671	479	477	646	469	603	595	444	441	421	417	401	397	431	411	410	393	391	402	386	380	336
5.00	687	682	479	477	656	470	620	612	449	447	430	426	412	408	436	419	418	403	401	410	396	389	343
10.00	707	704	476	476	676	469	654	649	457	456	446	444	435	432	444	434	433	425	423	424	416	407	357
20.00	707	705	463	463	675	456	663	660	450	449	444	442	438	436	437	432	431	427	426	421	416	406	353
P.Trab.																							
K	8873	8773	8871	8771	7773	7771	7753	7553	7751	7551	7731	7331	7711	7111	5551	5531	5331	5511	5111	3331	3311	1111	0000
0.60	596	583	556	546	575	541	459	452	442	436	376	371	328	326	432	371	370	326	325	368	325	325	307
0.80	704	690	648	639	678	631	562	551	536	529	468	462	417	414	522	461	459	414	413	457	413	411	393
1.00	789	774	719	710	758	700	646	634	611	604	544	538	493	489	595	536	534	490	488	530	487	485	467
1.25	868	854	783	774	834	763	728	715	682	675	619	612	569	564	664	609	606	564	562	601	560	557	540
1.50	928	913	828	821	891	809	791	778	735	728	676	668	628	622	716	665	662	622	619	655	617	613	596
2.00	1000	1000	893	887	974	875	887	874	814	807	763	755	719	713	793	749	746	711	708	738	705	699	683
2.50	1000	1000	933	928	1000	915	952	938	864	858	819	812	781	774	842	804	801	771	767	792	762	755	741
3.00	1000	1000	960	956	1000	943	998	985	898	894	859	853	825	818	877	843	841	814	810	830	804	795	782
4.00	1000	1000	992	989	1000	976	1000	1000	941	937	909	903	880	874	919	892	889	867	864	876	855	845	832
5.00	1000	1000	1000	1000	1000	996	1000	1000	967	963	940	934	915	909	944	921	919	900	897	905	887	875	863
10.00	1000	1000	1000	1000	1000	1000	1000	1000	1000	1000	1000	1000	1000	1000	991	986	997	985	983	972	970	966	929
20.00	1000	1000	1000	1000	1000	1000	1000	1000	1000	1000	1000	1000	1000	1000	1000	1000	1000	1000	1000	999	993	975	965

LM53 SHR C0-C180: 1.226 SHR C90-C270: 1.226 SHR Superficial: 1.358

<b>Luminaria</b>		<b>Ensayo</b>		<b>Lámpara</b>	
Código	TR500	Código	TR700	Código	TR500
Nombre	Luminaria leds TR500 32.48W	Nombre	Luminaria leds TR700 48.72W	Número	1
Familia	- INSOLIT	Fecha	20-04-2015	Posición	Universal
Rendimiento	100.00%	Sist. de Coorden.	CG	Flujo Total	1693.46 lm
Valor Máximo	358.76 cd/klm	Posición	C=0.00 G=0.00	Bisimétrico	

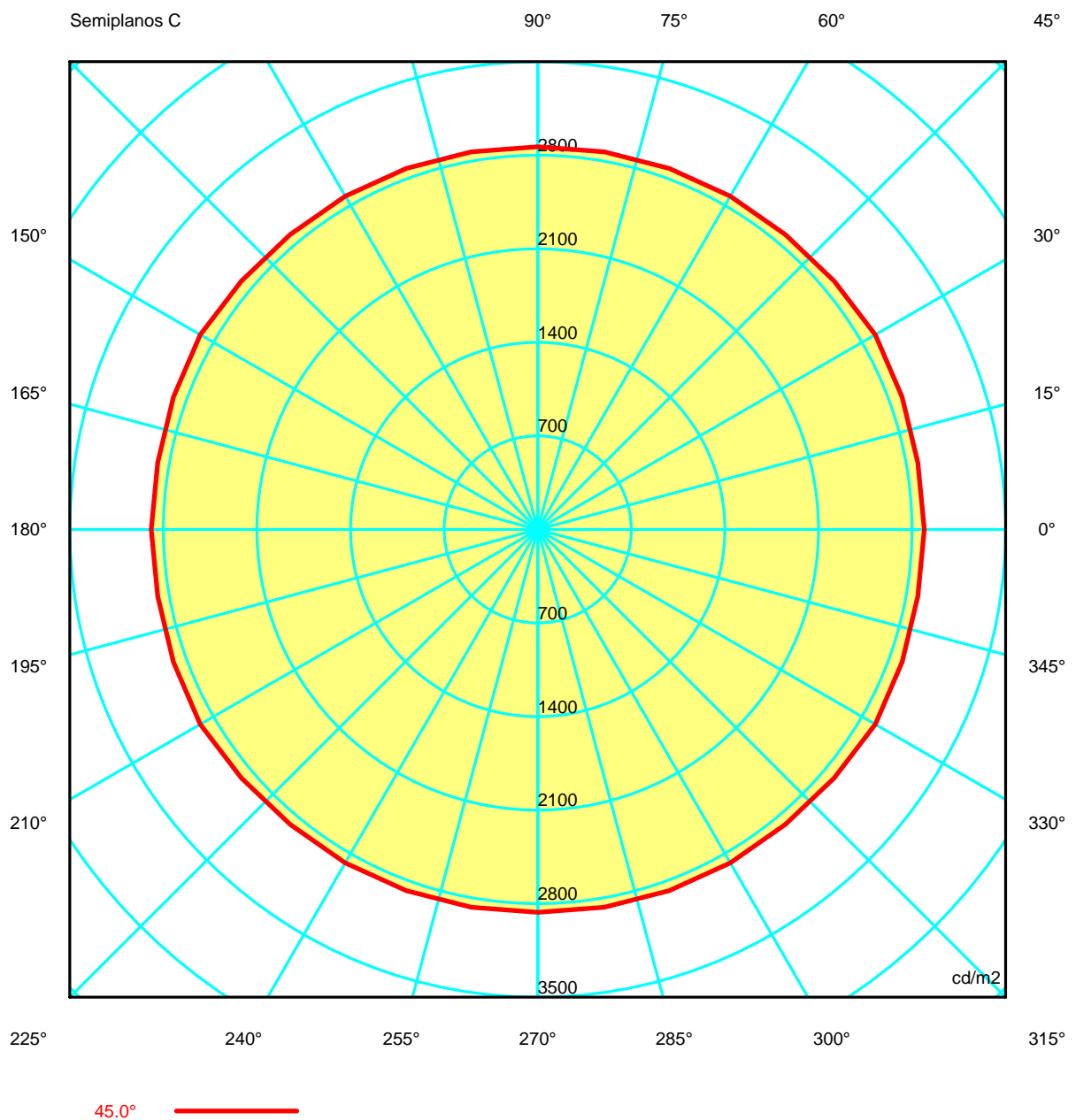
Luminancia Media [cd/m <sup>2</sup> ]										
0.0°	45°	50°	55°	60°	65°	70°	75°	80°	85°	---
90.0°	2891	2864	2792	2696	2555	2375	2212	1735	1423	---
	2864	2833	2761	2658	2584	2329	2156	1823	1367	---

Flujo montado o vista longitudinal												
		Iluminancia (lx)										
A	A	2000	1000	750	500		<300				1.15	
B	1		2000	1500	1000	750	500	<300			1.5	
C					2000		1000	500	<300		1.85	
D	2						2000	1000	500	<300	2.2	
E	3							2000	1000	500	<300	2.55



<b>Luminaria</b>		<b>Ensayo</b>		<b>Lámpara</b>	
Código	TR500	Código	TR700	Código	TR500
Nombre	Luminaria leds TR500 32.48W	Nombre	Luminaria leds TR700 48.72W	Número	1
Familia	- INSOLIT	Fecha	20-04-2015	Posición	Universal
Rendimiento	100.00%	Sist. de Coord.	CG	Flujo Total	1693.46 lm
Valor Máximo	358.76 cd/klm	Posición	C=0.00 G=0.00		Bisimétrico

Luminancia



<b>Luminaria</b>		<b>Ensayo</b>				<b>Lámpara</b>							
Código	TR500	Código	TR700			Código	TR500						
Nombre	Luminaria leds TR500 32.48W	Nombre	Luminaria leds TR700 48.72W			Número	1						
Familia	- INSOLIT	Fecha	20-04-2015			Posición	Universal						
Rendimiento	100.00%	Sist. de Coorden.	CG		Flujo Total	1693.46 lm							
Valor Máximo	358.76 cd/klm	Posición	C=0.00 G=0.00		Bisimétrico								
<b>Luminance cd/m2 Tabla 1/3</b>													
	C 0.00	C 10.00	C 20.00	C 30.00	C 40.00	C 50.00	C 60.00	C 70.00	C 80.00	C 90.00	C 100.00	C 110.00	C 120.00
G 0.0	3144.28	3144.28	3144.28	3144.28	3144.28	3144.28	3144.28	3144.28	3144.28	3144.28	3144.28	3144.28	3144.28
G 5.0	3139.05	3139.88	3141.94	3145.16	3144.97	3142.57	3142.16	3146.60	3147.22	3141.41	3147.22	3146.60	3142.16
G 10.0	3122.72	3120.58	3125.72	3131.07	3123.54	3121.62	3127.33	3124.80	3124.28	3130.82	3124.28	3124.80	3127.33
G 15.0	3098.24	3104.27	3109.20	3108.24	3098.76	3100.07	3109.55	3106.16	3104.28	3111.33	3104.28	3106.16	3109.55
G 20.0	3075.10	3069.51	3076.93	3085.06	3071.27	3069.68	3079.94	3068.88	3066.38	3085.11	3066.38	3068.88	3079.94
G 25.0	3044.52	3045.53	3049.78	3053.71	3042.82	3037.02	3036.69	3036.80	3037.05	3037.43	3037.05	3036.80	3036.69
G 30.0	3010.37	2997.50	3006.56	3021.92	3007.34	2991.67	2989.96	2990.11	2992.79	2998.56	2992.79	2990.11	2989.96
G 35.0	2981.65	2981.79	2989.06	2998.40	2980.70	2969.73	2967.65	2967.21	2966.81	2967.36	2966.81	2967.21	2967.65
G 40.0	2938.51	2945.42	2963.75	2984.14	2958.90	2946.46	2948.96	2945.37	2943.02	2946.51	2943.02	2945.37	2948.96
G 45.0	2891.23	2886.25	2900.39	2914.84	2893.24	2880.98	2880.38	2875.61	2869.85	2864.08	2869.85	2875.61	2880.38
G 50.0	2863.79	2856.92	2872.12	2888.65	2864.65	2841.32	2839.75	2842.03	2839.89	2832.98	2839.89	2842.03	2839.75
G 55.0	2791.81	2758.07	2786.41	2831.33	2789.85	2758.81	2751.22	2745.68	2746.45	2761.01	2746.45	2745.68	2751.22
G 60.0	2695.68	2698.79	2715.52	2735.47	2701.17	2668.08	2664.64	2667.71	2666.00	2658.46	2666.00	2667.71	2664.64
G 65.0	2555.42	2560.87	2595.92	2641.79	2583.16	2553.88	2581.06	2563.82	2555.46	2584.49	2555.46	2563.82	2581.06
G 70.0	2375.21	2379.26	2403.23	2433.66	2388.18	2342.14	2338.83	2350.78	2349.33	2329.45	2349.33	2350.78	2338.83
G 75.0	2211.53	2214.29	2245.19	2288.81	2232.93	2174.30	2168.51	2180.18	2177.79	2156.10	2177.79	2180.18	2168.51
G 80.0	1735.02	1738.28	1786.01	1855.26	1777.25	1731.99	1755.85	1718.21	1726.62	1822.73	1726.62	1718.21	1755.85
G 85.0	1422.90	1434.49	1499.88	1595.25	1508.21	1388.66	1361.21	1411.75	1425.24	1367.30	1425.24	1411.75	1361.21
G 90.0	0.00	0.00	0.00	0.00	0.00	0.00	0.00	0.00	0.00	0.00	0.00	0.00	0.00

<b>Luminaria</b>		<b>Ensayo</b>				<b>Lámpara</b>							
Código	TR500	Código	TR700			Código	TR500						
Nombre	Luminaria leds TR500 32.48W	Nombre	Luminaria leds TR700 48.72W			Número	1						
Familia	- INSOLIT	Fecha	20-04-2015			Posición	Universal						
Rendimiento	100.00%	Sist. de Coorden.	CG		Flujo Total	1693.46 lm							
Valor Máximo	358.76 cd/klm	Posición	C=0.00 G=0.00		Bisimétrico								
<b>Luminance cd/m2 Tabla 2/3</b>													
	C 130.00	C 140.00	C 150.00	C 160.00	C 170.00	C 180.00	C 190.00	C 200.00	C 210.00	C 220.00	C 230.00	C 240.00	C 250.00
G 0.0	3144.28	3144.28	3144.28	3144.28	3144.28	3144.28	3144.28	3144.28	3144.28	3144.28	3144.28	3144.28	3144.28
G 5.0	3142.57	3144.97	3145.16	3141.94	3139.88	3139.05	3139.88	3141.94	3145.16	3144.97	3142.57	3142.16	3146.60
G 10.0	3121.62	3123.54	3131.07	3125.72	3120.58	3122.72	3120.58	3125.72	3131.07	3123.54	3121.62	3127.33	3124.80
G 15.0	3100.07	3098.76	3108.24	3109.20	3104.27	3098.24	3104.27	3109.20	3108.24	3098.76	3100.07	3109.55	3106.16
G 20.0	3069.68	3071.27	3085.06	3076.93	3069.51	3075.10	3069.51	3076.93	3085.06	3071.27	3069.68	3079.94	3068.88
G 25.0	3037.02	3042.82	3053.71	3049.78	3045.53	3044.52	3045.53	3049.78	3053.71	3042.82	3037.02	3036.69	3036.80
G 30.0	2991.67	3007.34	3021.92	3006.56	2997.50	3010.37	2997.50	3006.56	3021.92	3007.34	2991.67	2989.96	2990.11
G 35.0	2969.73	2980.70	2998.40	2989.06	2981.79	2981.65	2981.79	2989.06	2998.40	2980.70	2969.73	2967.65	2967.21
G 40.0	2946.46	2958.90	2984.14	2963.75	2945.42	2938.51	2945.42	2963.75	2984.14	2958.90	2946.46	2948.96	2945.37
G 45.0	2880.98	2893.24	2914.84	2900.39	2886.25	2891.23	2886.25	2900.39	2914.84	2893.24	2880.98	2880.38	2875.61
G 50.0	2841.32	2864.65	2888.65	2872.12	2856.92	2863.79	2856.92	2872.12	2888.65	2864.65	2841.32	2839.75	2842.03
G 55.0	2758.81	2789.85	2831.33	2786.41	2758.07	2791.81	2758.07	2786.41	2831.33	2789.85	2758.81	2751.22	2745.68
G 60.0	2668.08	2701.17	2735.47	2715.52	2698.79	2695.68	2698.79	2715.52	2735.47	2701.17	2668.08	2664.64	2667.71
G 65.0	2553.88	2583.16	2641.79	2595.92	2560.87	2555.42	2560.87	2595.92	2641.79	2583.16	2553.88	2581.06	2563.82
G 70.0	2342.14	2388.18	2433.66	2403.23	2379.26	2375.21	2379.26	2403.23	2433.66	2388.18	2342.14	2338.83	2350.78
G 75.0	2174.30	2232.93	2288.81	2245.19	2214.29	2211.53	2214.29	2245.19	2288.81	2232.93	2174.30	2168.51	2180.18
G 80.0	1731.99	1777.25	1855.26	1786.01	1738.28	1735.02	1738.28	1786.01	1855.26	1777.25	1731.99	1755.85	1718.21
G 85.0	1388.66	1508.21	1595.25	1499.88	1434.49	1422.90	1434.49	1499.88	1595.25	1508.21	1388.66	1361.21	1411.75
G 90.0	0.00	0.00	0.00	0.00	0.00	0.00	0.00	0.00	0.00	0.00	0.00	0.00	0.00

<b>Luminaria</b>		<b>Ensayo</b>		<b>Lámpara</b>	
Código	TR500	Código	TR700	Código	TR500
Nombre	Luminaria leds TR500 32.48W	Nombre	Luminaria leds TR700 48.72W	Número	1
Familia	- INSOLIT	Fecha	20-04-2015	Posición	Universal

Rendimiento	100.00%	Sist. de Coorden.	CG	Flujo Total	1693.46 lm
-------------	---------	-------------------	----	-------------	------------

Valor Máximo	358.76 cd/klm	Posición	C=0.00 G=0.00	Bisimétrico	
--------------	---------------	----------	---------------	-------------	--

**Luminance cd/m2      Tabla 3/3**

	C 260.00	C 270.00	C 280.00	C 290.00	C 300.00	C 310.00	C 320.00	C 330.00	C 340.00	C 350.00
G 0.0	3144.28	3144.28	3144.28	3144.28	3144.28	3144.28	3144.28	3144.28	3144.28	3144.28
G 5.0	3147.22	3141.41	3147.22	3146.60	3142.16	3142.57	3144.97	3145.16	3141.94	3139.88
G 10.0	3124.28	3130.82	3124.28	3124.80	3127.33	3121.62	3123.54	3131.07	3125.72	3120.58
G 15.0	3104.28	3111.33	3104.28	3106.16	3109.55	3100.07	3098.76	3108.24	3109.20	3104.27
G 20.0	3066.38	3085.11	3066.38	3068.88	3079.94	3069.68	3071.27	3085.06	3076.93	3069.51
G 25.0	3037.05	3037.43	3037.05	3036.80	3036.69	3037.02	3042.82	3053.71	3049.78	3045.53
G 30.0	2992.79	2998.56	2992.79	2990.11	2989.96	2991.67	3007.34	3021.92	3006.56	2997.50
G 35.0	2966.81	2967.36	2966.81	2967.21	2967.65	2969.73	2980.70	2998.40	2989.06	2981.79
G 40.0	2943.02	2946.51	2943.02	2945.37	2948.96	2946.46	2958.90	2984.14	2963.75	2945.42
G 45.0	2869.85	2864.08	2869.85	2875.61	2880.38	2880.98	2893.24	2914.84	2900.39	2886.25
G 50.0	2839.89	2832.98	2839.89	2842.03	2839.75	2841.32	2864.65	2888.65	2872.12	2856.92
G 55.0	2746.45	2761.01	2746.45	2745.68	2751.22	2758.81	2789.85	2831.33	2786.41	2758.07
G 60.0	2666.00	2658.46	2666.00	2667.71	2664.64	2668.08	2701.17	2735.47	2715.52	2698.79
G 65.0	2555.46	2584.49	2555.46	2563.82	2581.06	2553.88	2583.16	2641.79	2595.92	2560.87
G 70.0	2349.33	2329.45	2349.33	2350.78	2338.83	2342.14	2388.18	2433.66	2403.23	2379.26
G 75.0	2177.79	2156.10	2177.79	2180.18	2168.51	2174.30	2232.93	2288.81	2245.19	2214.29
G 80.0	1726.62	1822.73	1726.62	1718.21	1755.85	1731.99	1777.25	1855.26	1786.01	1738.28
G 85.0	1425.24	1367.30	1425.24	1411.75	1361.21	1388.66	1508.21	1595.25	1499.88	1434.49
G 90.0	0.00	0.00	0.00	0.00	0.00	0.00	0.00	0.00	0.00	0.00