



■ Features :

- Built-in active PFC function
- Constant current design
- Protections: Short circuit / Over temperature
- Cooling by free air convection
- Fully isolated plastic case
- IP30 design
- Class II power unit, no FG
- Suitable for indoor LED lighting applications
- 100% full load burn-in test
- Low cost
- High reliability
- 3 years warranty

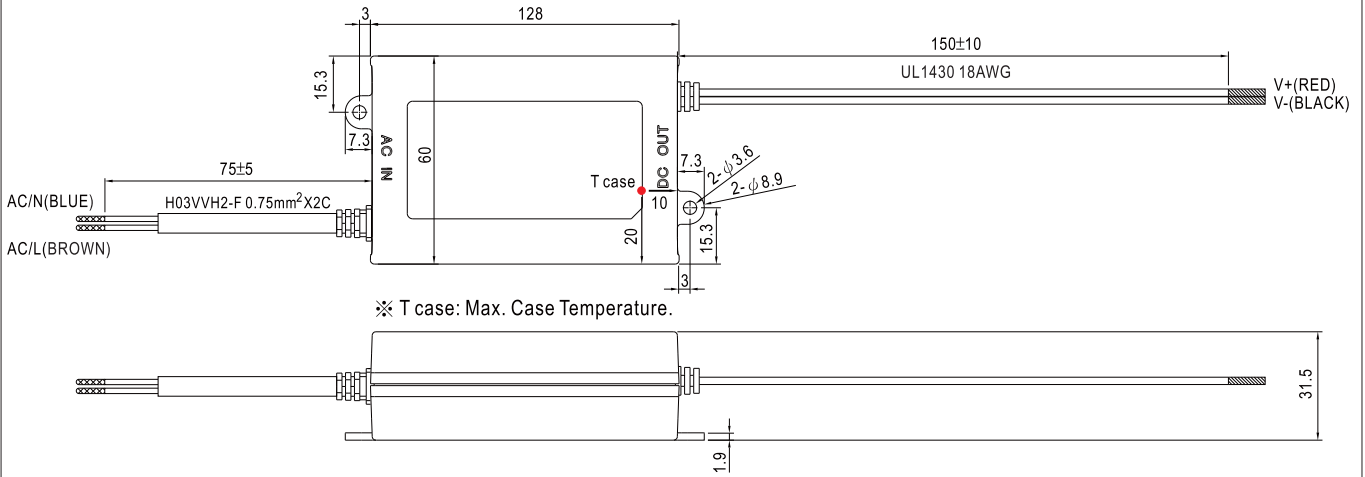


SPECIFICATION

MODEL	PLD-60-500B	PLD-60-700B	PLD-60-1050B	PLD-60-1400B	PLD-60-1750B	PLD-60-2000B	PLD-60-2400B	
OUTPUT	RATED CURRENT	500mA	700mA	1050mA	1400mA	1750mA	2400mA	
	OPERATING VOLTAGE RANGE	70 ~ 108V	50 ~ 86V	34 ~ 57V	25 ~ 43V	20 ~ 34V	18 ~ 30V	
	CURRENT ACCURACY	±5.0%						
	RATED POWER	54W	60.2W	59.85W	60.2W	59.5W	60W	60W
	RIPPLE & NOISE (max.) Note.1	10.2Vp-p	5.6Vp-p	3.8Vp-p	3.4Vp-p	3.3Vp-p	2.4Vp-p	2.4Vp-p
	NO LOAD OUTPUT VOLTAGE (max.)	118V	100V	63V	50V	50V	35V	35V
SETUP TIME	1200ms / 230VAC at full load							
INPUT	VOLTAGE RANGE	180~295VAC						
	FREQUENCY RANGE	47 ~ 63Hz						
	POWER FACTOR (Typ.)	PF>0.9/230VAC, PF>0.9/277VAC at full load (Please refer to "Power Factor Characteristic" curve)						
	TOTAL HARMONIC DISTORTION	THD< 20% when output loading≥60%(PLD-60-500B loading≥65%)at 230VAC input and output loading≥75% at 277VAC input						
	EFFICIENCY (Typ.)	88%	87%	87%	86%	86%	86%	85%
	AC CURRENT (Typ.)	0.6A/230VAC	0.5A/277VAC					
	INRUSH CURRENT(Typ.)	COLD START 25A (twidth=60μs measured at 50% Ipeak) at 230VAC						
LEAKAGE CURRENT	<0.5mA / 240VAC							
PROTECTION	SHORT CIRCUIT	Hiccup mode, recovers automatically after fault condition is removed.						
	OVER TEMPERATURE	105°C ±5°C (TSW1) Protection type : Shut down o/p voltage, auto-recovery						
ENVIRONMENT	WORKING TEMP.	-30 ~ +45°C (Refer to "Derating Curve")						
	WORKING HUMIDITY	20 ~ 95% RH non-condensing						
	STORAGE TEMP., HUMIDITY	-40 ~ +80°C, 10 ~ 95% RH						
	TEMP. COEFFICIENT	±0.03%/°C (0 ~ 50°C)						
	VIBRATION	10 ~ 500Hz, 2G 12min./1cycle, period for 72min. each along X, Y, Z axes						
SAFETY & EMC	SAFETY STANDARDS	ENEC EN61347-1, EN61347-2-13 independent, EN62384 approved						
	WITHSTAND VOLTAGE	I/P-O/P:3.75KVAC						
	ISOLATION RESISTANCE	I/P-O/P:100M Ohms / 500VDC / 25°C / 70% RH						
	EMC EMISSION	Compliance to EN55015, EN61000-3-2 Class C ; EN61000-3-3						
OTHERS	EMC IMMUNITY	Compliance to EN61000-4-2,3,4,5,6,8,11, EN61547, light industry level(Surge 2KV), criteria B						
	MTBF	458.852Khrs min. MIL-HDBK-217F (25°C)						
	DIMENSION	128*60*31.5mm (L*W*H)						
NOTE	PACKING	0.34Kg;30pcs/11.2Kg/0.58CUFT						
		1. Ripple & noise are measured at 20MHz of bandwidth by using a 12" twisted pair-wire terminated with a 0.1uf & 47uf parallel capacitor. 2. Direct connecting to LEDs is suggested, but is not suitable for using additional drivers.						

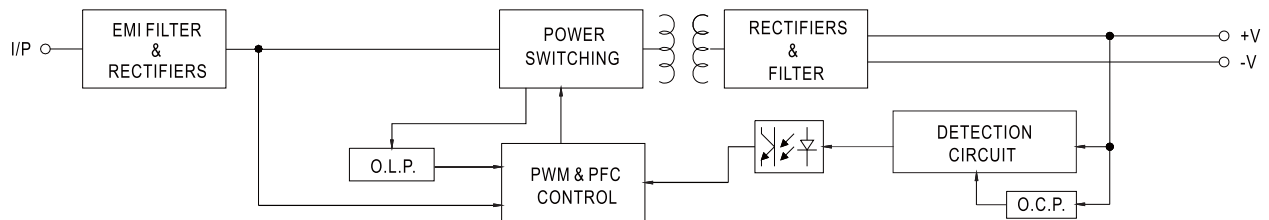
■ Mechanical Specification

Case No. Unit:mm

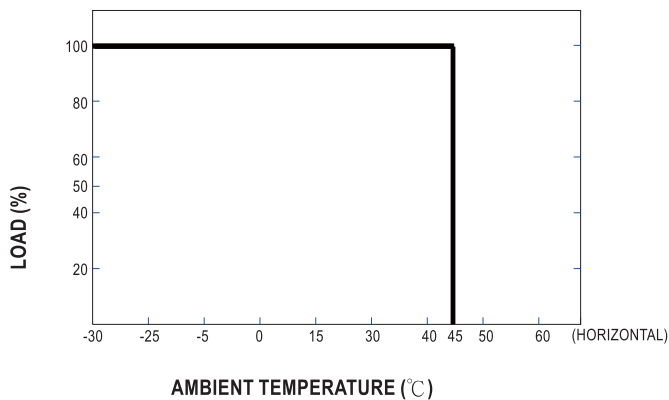


■ Block Diagram

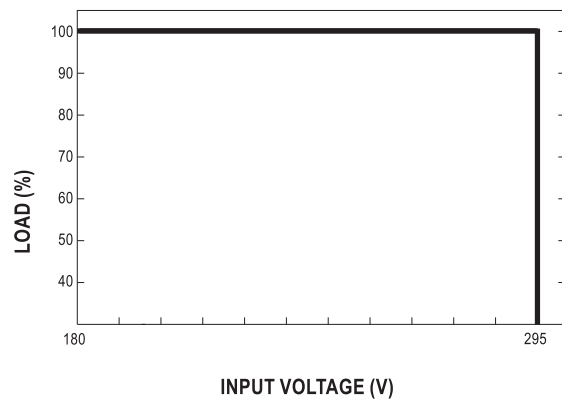
fosc :60KHz(230VAC)



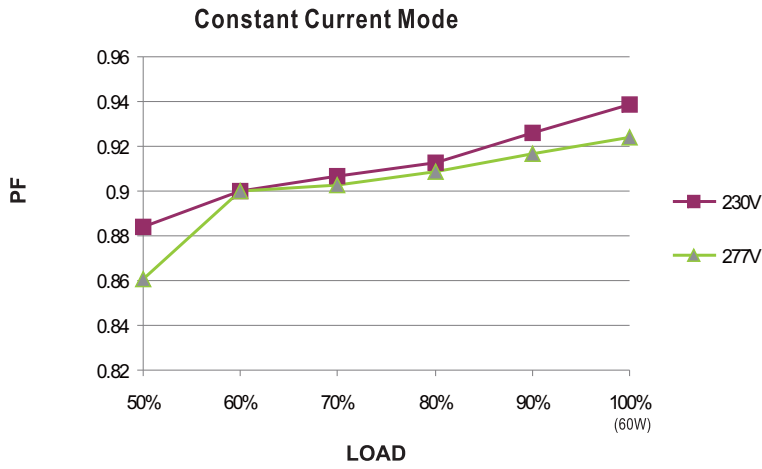
■ Derating Curve



■ Static Characteristics



■ Power Factor Characteristic



■ EFFICIENCY vs LOAD (PLD-60-500B)

PLD-60 series possess superior working efficiency that up to 88% can be reached in field applications.

