

ESPECIFICACIONES TÉCNICAS / ACABADOS
TECHNICAL DATA / FINISHED

KRONN / 6236

Flemming Bjorn


CR

Ø 145

H 70

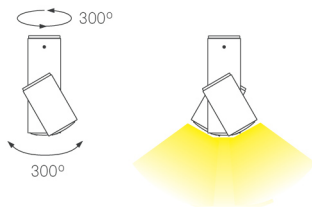
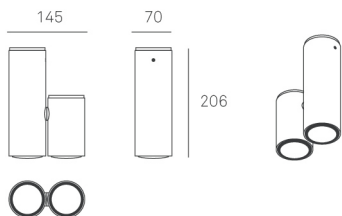
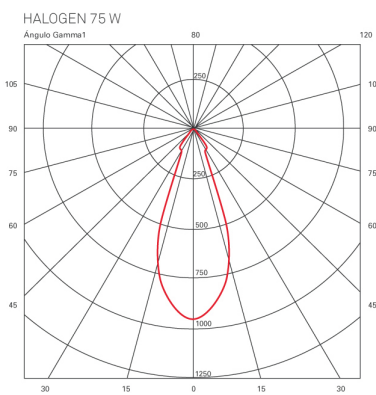
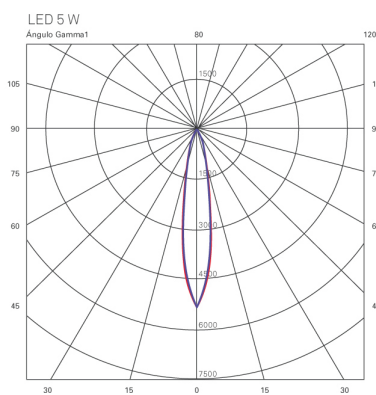
S 206

2 x GU10 | 75 W. | $\triangle 50^\circ$ |  Dim | EEL: D

2 x GU10 | 5 W. | 250 lumens x1 | 2800 K | $\triangle 36^\circ$ |  | EEL: A

0,3 m.  

DESCRIPCIÓN
DESCRIPTION



COMENTARIOS / COMMENTS