

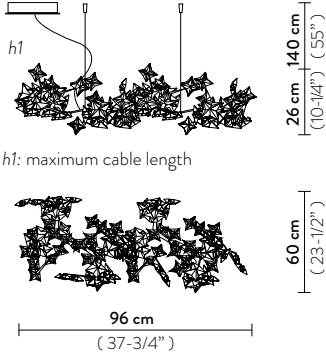


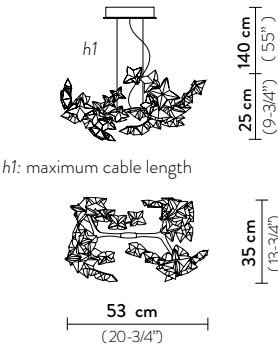





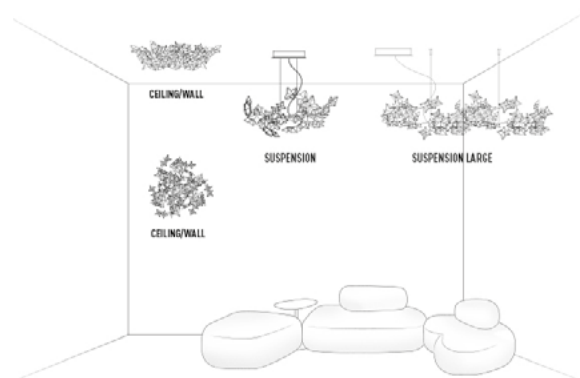
HANAMI

design by Adriano Rachele


Compendium page 120

PRODUCT	SIZE	COLOUR	CODE
<p>SUSPENSION LARGE</p> <p>LED: 60W - 220Vac /36Vdc - 5.000 lumen 2700 K (warm white) - CRI90 Triac Dimmable (Trailing Edge min. 20W) Made of: Lentiflex® / Polycarbonate / Stainless Steel With: Red wrapped electric wire Available also with transparent cable</p> <p>Weight: net Kg 2,7 - gross Kg 6,0 Package: 98 x 51 x h.35 cm</p> <p>CE IP 20  </p>	 <p>h1: maximum cable length</p>	<p>PRISMA</p>	<p>HAN78SOS0003LE000</p>
<p>SUSPENSION</p> <p>LED: 25W - 220Vac /36Vdc- 2500 lumen 2700 K (warm white) - CRI90 Triac Dimmable (Trailing Edge min. 20W) Made of: Lentiflex® / Polycarbonate / Stainless Steel With: Red wrapped electric wire Available also with transparent cable</p> <p>Weight: net Kg 1,7 - gross Kg 3,7 Package: 61 x 46 x h. 35 cm</p> <p>CE IP 20  </p>	 <p>h1: maximum cable length</p>	<p>PRISMA</p>	<p>HAN78SOS0000LE000</p>
<p>CEILING / WALL</p> <p>LED: 35W - 220Vac /36Vdc- 3.500 lumen 2700 K (warm white) - CRI90 Triac Dimmable (Trailing Edge min. 20W) Made of: Lentiflex® / Polycarbonate / Stainless Steel Weight: net Kg 2,2 - gross Kg 4,8 Package: 61 x 64 x h.23 cm</p> <p>CE IP 20  </p>		<p>PRISMA</p>	<p>HAN78PLF0000LE000</p>

HANAMI ENTIRE COLLECTION



ENERGY CLASS

This luminaire contains built-in LED lamps. LED 

The lamp can be changed in the luminaire.

SLAMP: HANAMI 874/2012

