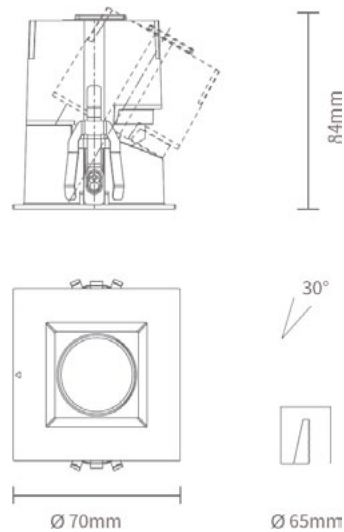


VIGO SQUARE LED
RECESSED ADJUSTABLE DOWNLIGHT
DLD/9021114IL

DLD
CONTRACT



Dimensions
70mm, H.84mm

Tilt
30°

Cutout
Ø65mm

- IP20
- 10W CREE LED COB (chip on board)
- Beam angle: 15° | 25° | 36° | 54°
- Ø65mm round cutout
- 30° adjustable tilt
- 35° glare cut
- 0.27kg weight
- Driver included - non-dim | 1-10V | TRIAC | DALI



VIGO SQUARE LED
RECESSED ADJUSTABLE DOWNLIGHT
DLD/9021114IL



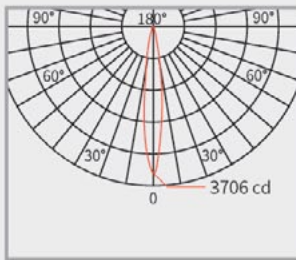
OVERVIEW

Power	Beam	Flux	CCT	Non-dim	1-10V dim	TRIAC dim	DALI dim
10W	15°	362lm	2700K	Y	Y	Y	Y
10W	15°	408lm	3000K	Y	Y	Y	Y
10W	15°	469lm	4000K	Y	Y	Y	Y
10W	26°	490lm	2700K	Y	Y	Y	Y
10W	26°	540lm	3000K	Y	Y	Y	Y
10W	26°	537lm	4000K	Y	Y	Y	Y
10W	36°	560lm	2700K	Y	Y	Y	Y
10W	36°	589lm	3000K	Y	Y	Y	Y
10W	36°	611lm	4000K	Y	Y	Y	Y
10W	54°	449lm	2700K	Y	Y	Y	Y
10W	54°	480lm	3000K	Y	Y	Y	Y
10W	54°	486lm	4000K	Y	Y	Y	Y

LUMINOUS DISTRIBUTION DIAGRAM - 10W

15°

CRI >90
 Output V 12V DC
 Input I 700mA



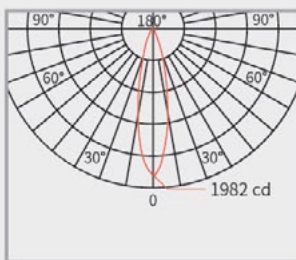
2700K		
h(m)	∅(m)	LUX(Center/avg)
2	0.55	850/588
3	0.82	378/261
4	1.10	212/147

3000K		
h(m)	∅(m)	LUX(Center/avg)
2	0.56	927/602
3	0.85	412/267
4	1.13	232/150

4000K		
h(m)	∅(m)	LUX(Center/avg)
2	0.55	1116/775
3	0.83	496/344
4	1.10	279/194

26°

CRI >90
 Output V 36V DC
 Input I 250mA



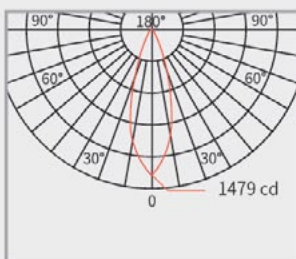
2700K		
h(m)	∅(m)	LUX(Center/avg)
2	0.93	451/303
3	1.40	201/135
4	1.87	113/76

3000K		
h(m)	∅(m)	LUX(Center/avg)
2	0.93	495/331
3	1.39	220/147
4	1.85	124/83

4000K		
h(m)	∅(m)	LUX(Center/avg)
2	0.95	479/325
3	1.42	213/144
4	1.89	120/81

36°

CRI >90
 Output V 36V DC
 Input I 250mA



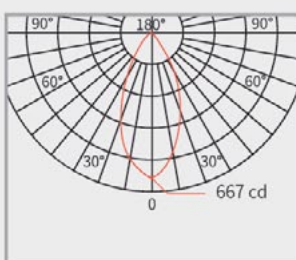
2700K		
h(m)	∅(m)	LUX(Center/avg)
2	1.25	359/236
3	1.88	160/105
4	2.50	90/59

3000K		
h(m)	∅(m)	LUX(Center/avg)
2	1.26	370/245
3	1.90	164/109
4	2.53	92/61

4000K		
h(m)	∅(m)	LUX(Center/avg)
2	1.28	382/254
3	1.92	170/113
4	2.56	95/64

54°

CRI >90
 Output V 36V DC
 Input I 250mA



2700K		
h(m)	∅(m)	LUX(Center/avg)
2	1.95	159/100
3	2.92	70/44
4	3.89	40/25

3000K		
h(m)	∅(m)	LUX(Center/avg)
2	1.99	167/102
3	2.99	74/45
4	3.98	42/25

4000K		
h(m)	∅(m)	LUX(Center/avg)
2	2.00	167/102
3	3.00	74/46
4	4.00	42/26

BEZEL / BAFFLE FINISH



White bezel / Black baffle




White bezel / White baffle



Black bezel / Black baffle

BEAM ANGLE




15°



26°




36°



54°

LENS



Tensile lens



Soft lens



Honeycomb louvre

PRODUCT CODE CONSTRUCTION

VIGO SQUARE LED RECESSED ADJUSTABLE DOWNLIGHT

DLD/9021114IL / [X] / [X] / [X] / [X] / [X] / [X] / [X]

CONTROL:

[NON] [1/10V] [TRI] [DAL]

NON-DIM 1-10V DIM TRIAC DIM DALI DIM

LENS:

[TNL] [SFL] [HL]

Tensile Lens Soft Lens Honeycomb louvre

LIGHT COLOUR TEMPERATURE (CCT):

[27K] [30K] [40K]

2700°K 3000°K 4000°K

BEAM ANGLE:

[15D] [26D] [36D] [54D]

15° 26° 36° 54°

WATTAGE:

[10W]

10W

BAFFLE FINISH:

[WH] [BK]

White Black

BEZEL FINISH:

[WH] [BK]

White Black



01189 889414



enquiries@dld-contract.co.uk



dld-contract.co.uk

DLD Contract Ltd
Unit 9 Brookside Nurseries
Church Road
Swallowfield
Reading
Berkshire
RG7 1TH