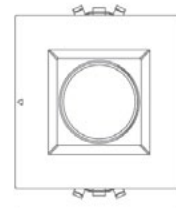
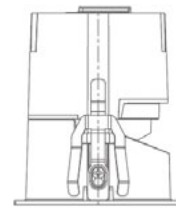


VIGO MINI SQUARE LED
RECESSED FIXED DOWNLIGHT
DLD/90111131L

DLD
CONTRACT



Dimensions

Ø60mm, H.75mm

Cutout

Ø55mm

- IP20
- 7W CREE LED COB (chip on board)
- Beam angle: 15° | 25° | 36° | 54°
- Ø55mm round cutout
- 35° glare cut
- 0.22kg weight
- Driver included - non-dim | 1-10V | TRIAC | DALI



VIGO MINI SQUARE LED
RECESSED FIXED DOWNLIGHT
DLD/9011113IL



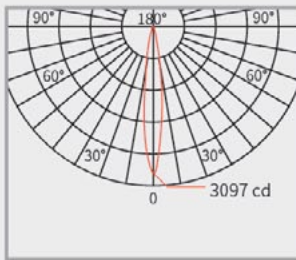
OVERVIEW

Power	Beam	Flux	CCT	Non-dim	1-10V dim	TRIAC dim	DALI dim
7W	15°	288lm	2700K	Y	Y	Y	Y
7W	15°	317lm	3000K	Y	Y	Y	Y
7W	15°	361lm	4000K	Y	Y	Y	Y
7W	26°	323lm	2700K	Y	Y	Y	Y
7W	26°	350lm	3000K	Y	Y	Y	Y
7W	26°	339lm	4000K	Y	Y	Y	Y
7W	36°	369lm	2700K	Y	Y	Y	Y
7W	36°	393lm	3000K	Y	Y	Y	Y
7W	36°	397lm	4000K	Y	Y	Y	Y
7W	54°	293lm	2700K	Y	Y	Y	Y
7W	54°	322lm	3000K	Y	Y	Y	Y
7W	54°	318lm	4000K	Y	Y	Y	Y

LUMINOUS DISTRIBUTION DIAGRAM - 7W

15°

CRI >90
Input V 12V DC
Input I 500mA



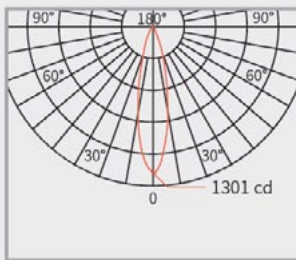
2700K		
h(m)	Ø(m)	LUX(Center/avg)
2	0.54	704/479
3	0.80	313/213
4	1.07	176/120

3000K		
h(m)	Ø(m)	LUX(Center/avg)
2	0.54	774/531
3	0.81	344/236
4	1.08	194/133

4000K		
h(m)	Ø(m)	LUX(Center/avg)
2	0.53	891/600
3	0.79	396/267
4	1.05	223/150

26°

CRI >90
Input V 36V DC
Input I 150mA



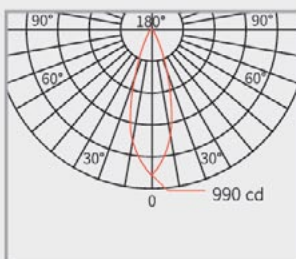
2700K		
h(m)	Ø(m)	LUX(Center/avg)
2	0.92	302/208
3	1.38	134/92
4	1.84	75/52

3000K		
h(m)	Ø(m)	LUX(Center/avg)
2	0.93	325/214
3	1.40	145/95
4	1.86	81/53

4000K		
h(m)	Ø(m)	LUX(Center/avg)
2	0.94	311/205
3	1.41	138/91
4	1.89	78/51

36°

CRI >90
Input V 36V DC
Input I 150mA



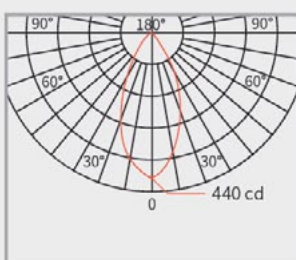
2700K		
h(m)	Ø(m)	LUX(Center/avg)
2	1.27	236/155
3	1.91	105/69
4	2.55	59/39

3000K		
h(m)	Ø(m)	LUX(Center/avg)
2	1.28	248/164
3	1.92	110/73
4	2.56	62/41

4000K		
h(m)	Ø(m)	LUX(Center/avg)
2	1.29	249/166
3	1.93	111/74
4	2.57	62/41

54°

CRI >90
Input V 36V DC
Input I 150mA



2700K		
h(m)	Ø(m)	LUX(Center/avg)
2	1.93	103/65
3	2.89	46/29
4	3.86	26/16

3000K		
h(m)	Ø(m)	LUX(Center/avg)
2	1.98	110/68
3	2.97	49/30
4	3.96	27/17

4000K		
h(m)	Ø(m)	LUX(Center/avg)
2	1.96	109/67
3	2.93	49/30
4	3.91	27/17


BEZEL / BAFFLE FINISH



White bezel / Black baffle




White bezel / White baffle



Black bezel / Black baffle


BEAM ANGLE




15°



26°



36°



54°

LENS



Tensile lens



Soft lens



Honeycomb louvre

PRODUCT CODE CONSTRUCTION

VIGO MINI SQUARE LED RECESSED FIXED DOWNLIGHT

DLD/9011113IL / [X] / [X] / [X] / [X] / [X] / [X] / [X]

CONTROL:

[NON] [1/10V] [TRI] [DAL]
NON-DIM 1-10V DIM TRIAC DIM DALI DIM

LENS:

[TNL] [SFL] [HL]
Tensile Lens Soft Lens Honeycomb louvre

LIGHT COLOUR TEMPERATURE (CCT):

[27K] [30K] [40K]
2700°K 3000°K 4000°K

BEAM ANGLE:

[15D] [26D] [36D] [54D]
15° 26° 36° 54°

WATTAGE:

[7W]
7W

BAFFLE FINISH:

[WH] [BK]
White Black

BEZEL FINISH:

[WH] [BK]
White Black

 01189 889414

 enquiries@dld-contract.co.uk

 dld-contract.co.uk

DLD Contract Ltd
Unit 9 Brookside Nurseries
Church Road
Swallowfield
Reading
Berkshire
RG7 1TH