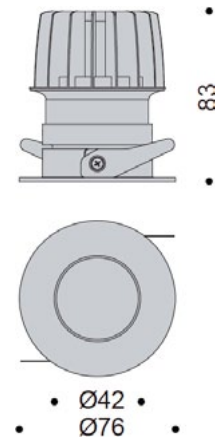


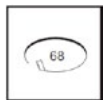
ATLAS BAFFLE

LED IP44 RECESSED DOWNLIGHT
DLD/9318161

DLD
CONTRACT



Dimensions
Ø76mm, H.83mm



Cutout
Ø68mm



- Removable light engine - simple twist mechanism
- IP44 - suitable for bathroom installation
- Complete with phase dimming driver
- Die-cast aluminium luminaire
- Forged aluminium heat sink
- Plastic PC reflector
- Bezel finish: white
- Baffle finish: black
- Optional honeycomb louvre, diffusion sheet or striped glass

ATLAS BAFFLE

LED IP44 RECESSED DOWNLIGHT
DLD/9318161



TECHNICAL OVERVIEW

LED Consumption	13W		
Current	350mA		
CCT	2700K	3000K	4000K
Lumen *1	1336lm	1387lm	1411lm
Øsystem *3	-	-	-
Voltage	37.1V		
Reflector	15°/24°/38°/60° - Lens:10°		
CRI	90+		
Driver	Remoted, I/P: 90-264V 50/60HZ O/P: 12-48V 350mA 16W max.		
Insulation	Class II		
Protection	IP44		
Tilt	-		
Rotation	-		
Operating Temperature	-20~40°		
Average Failure Time	L70(10k) >60000 (h)		

MATERIALS

Luminaire	Aluminium die-cast
Reflector	Plastic-PC
Heat Sink	Forged aluminium

*1. LUMEN : for LED chip test results based on Tc=85°C.

This is the ideal (maximum) lumen. This lumen information is from the LED supplier.

*3. LUMEN (Øsystem) (Total FLUX) : this lumen is from a luminaire with heat sink, reflector and fixture, this is the real lumen value including the loss due to different designs of reflectors and fixtures.

ATLAS BAFFLE


LED IP44 RECESSED DOWNLIGHT
DLD/9318161



LENS



Diffusion Sheet STD

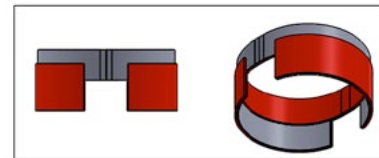


Honeycomb Louvre HL



Striped Glass SG

FIRE RATED CANISTER



Fire rated canister (optional)



Version with baffle



Flush version without baffle

ATLAS BAFFLE

LED IP44 RECESSED DOWNLIGHT
DLD/9318161

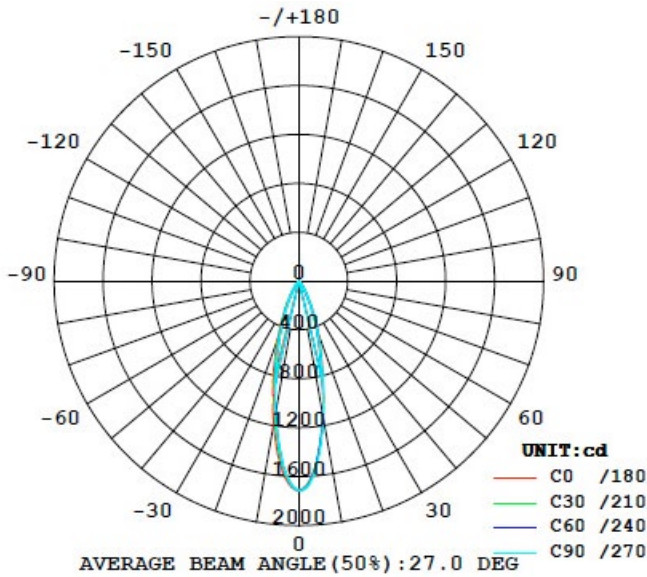


PHOTOMETRIC DATA

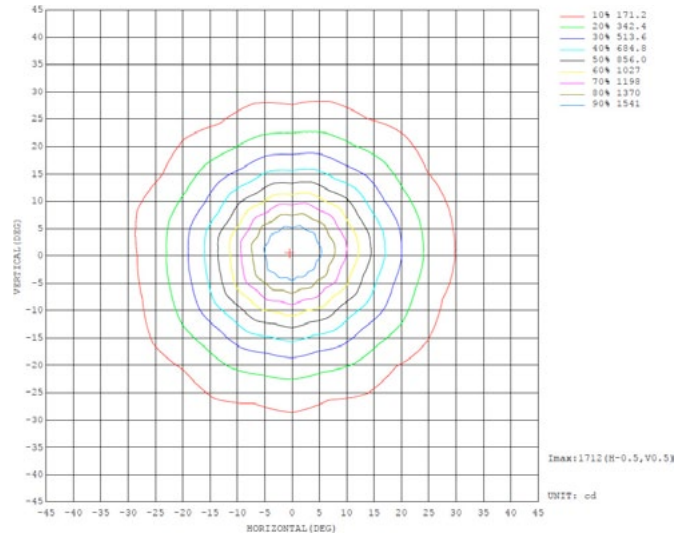
LED: Citizen
Beam angle: 15°
Light colour temp.: 2700°K

Total flux: 555.17 lm
Efficiency: 42.1 %
Efficacy: 35.19 lm/W

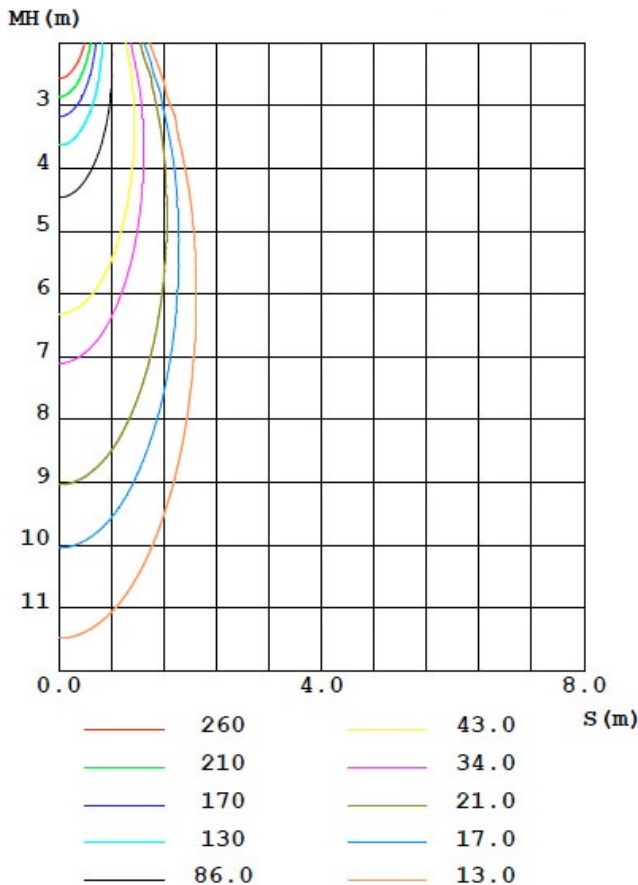
LUMINOUS INTENSITY DISTRIBUTION DIAGRAM



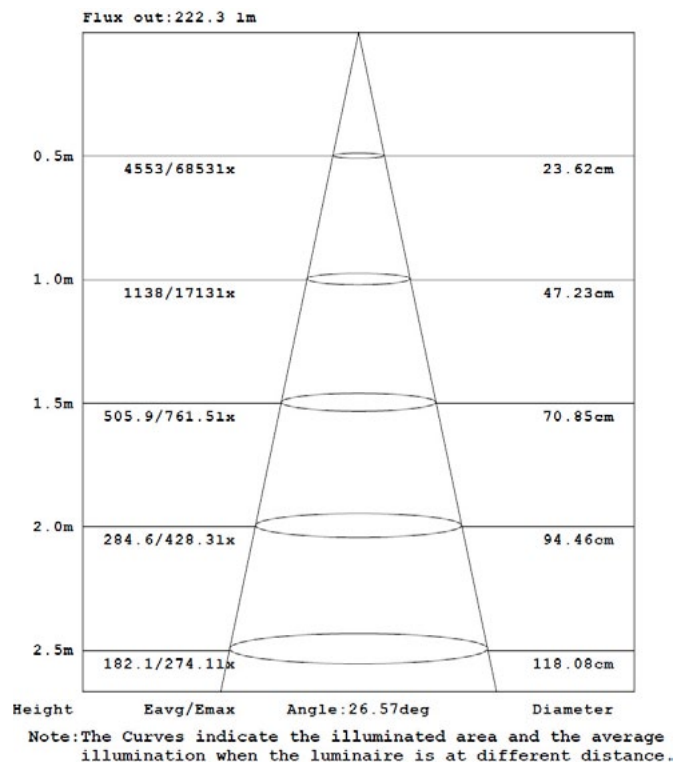
ISOCANDELA DIAGRAM



C0 PLANE ISOLUX DIAGRAM (UNIT:lx)



AAI FIGURE



ATLAS BAFFLE

LED IP44 RECESSED DOWNLIGHT
DLD/9318161

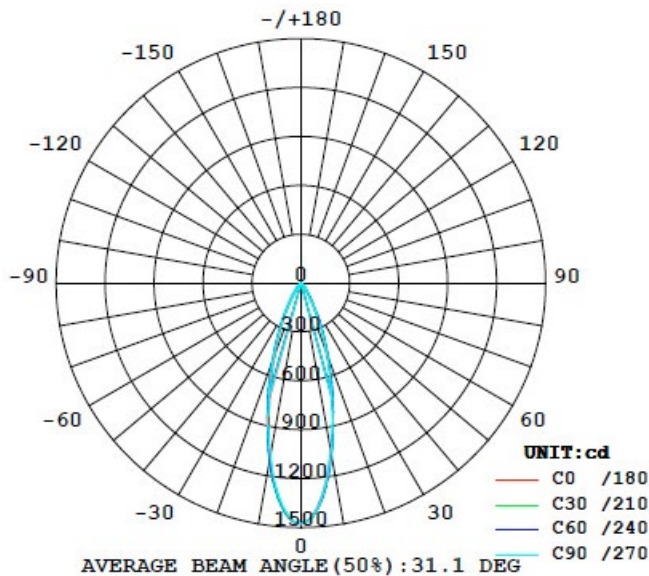


PHOTOMETRIC DATA

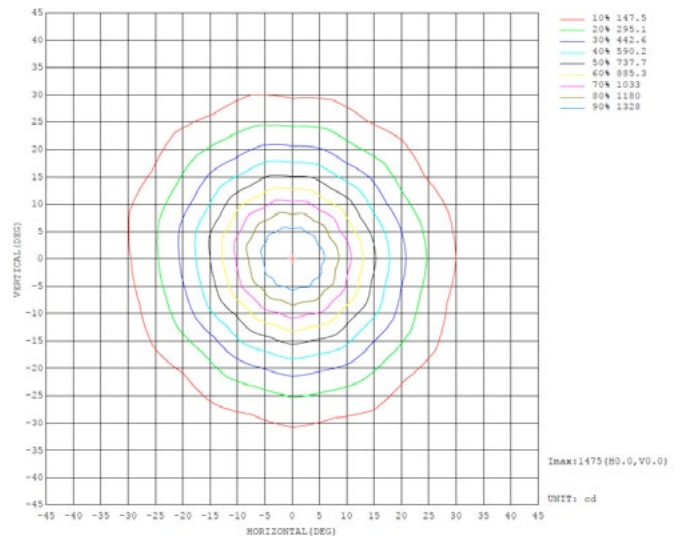
LED: Citizen
Beam angle: 24°
Light colour temp.: 2700°K

Total flux: 540.88 lm
Efficiency: 41.1 %
Efficacy: 34.29 lm/W

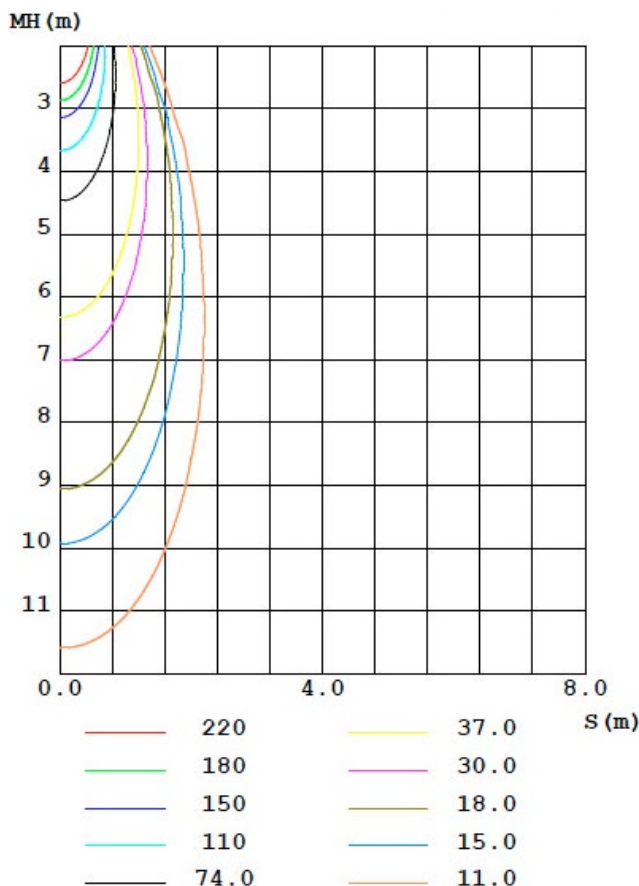
LUMINOUS INTENSITY DISTRIBUTION DIAGRAM



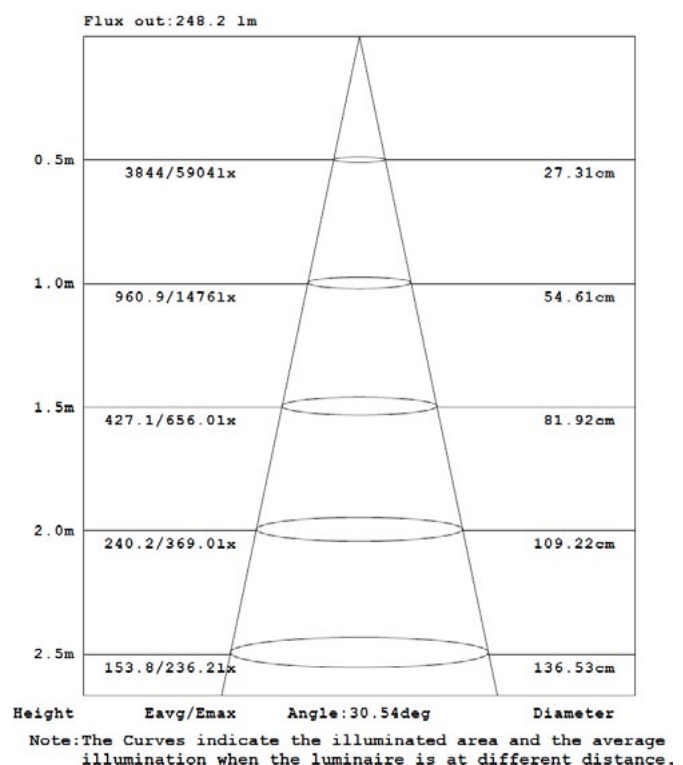
ISOCANDELA DIAGRAM



C0 PLANE ISOLUX DIAGRAM (UNIT:lx)



AAI FIGURE



ATLAS BAFFLE

LED IP44 RECESSED DOWNLIGHT
DLD/9318161

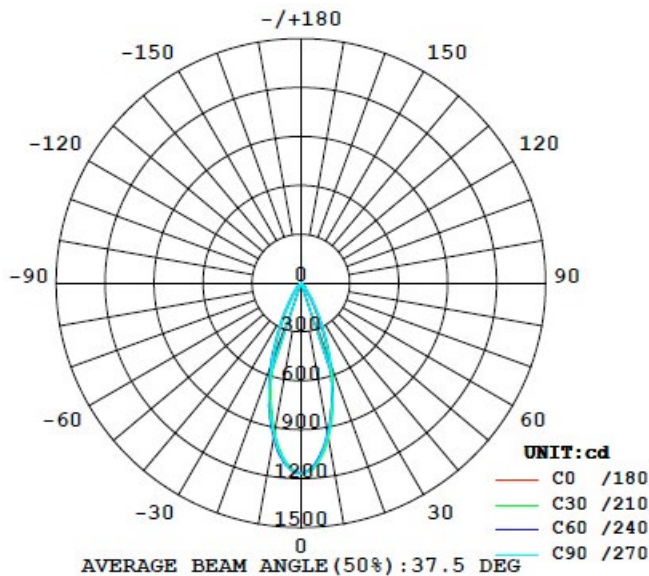


PHOTOMETRIC DATA

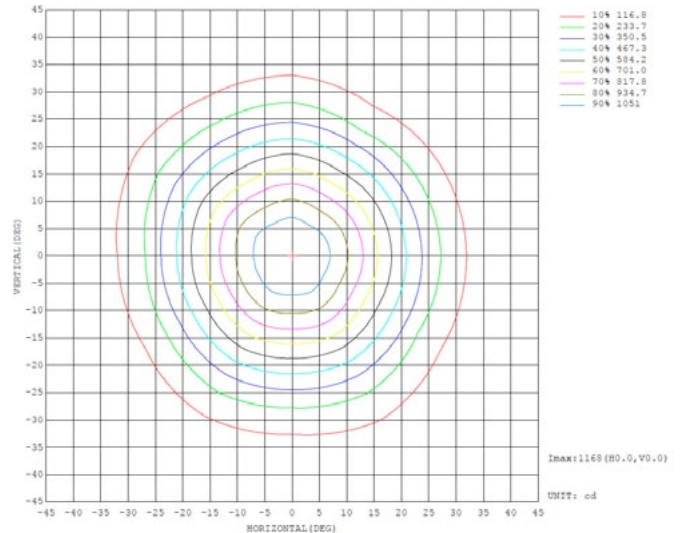
LED: Citizen
Beam angle: 38°
Light colour temp.: 2700°K

Total flux: 536.74 lm
Efficiency: 40.7 %
Efficacy: 34.01 lm/W

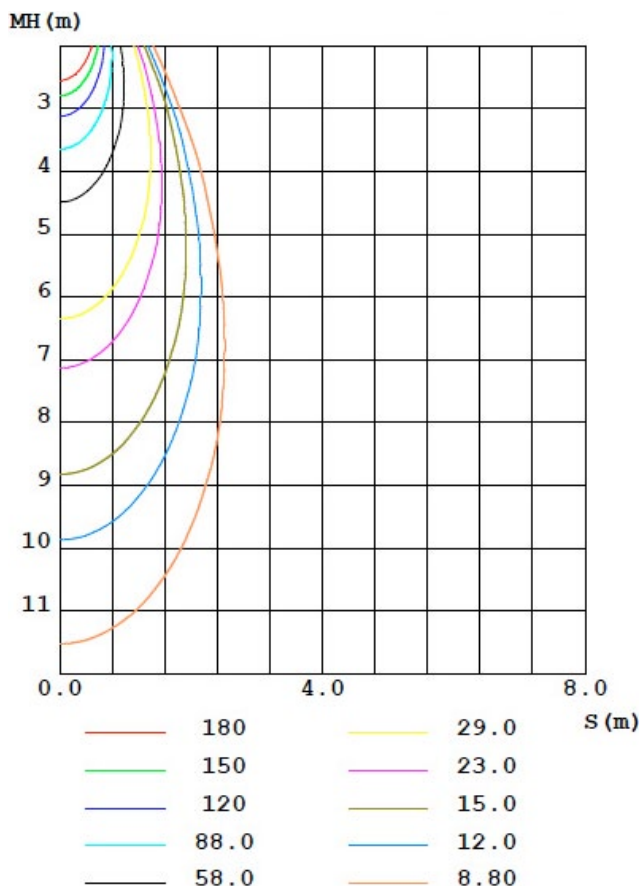
LUMINOUS INTENSITY DISTRIBUTION DIAGRAM



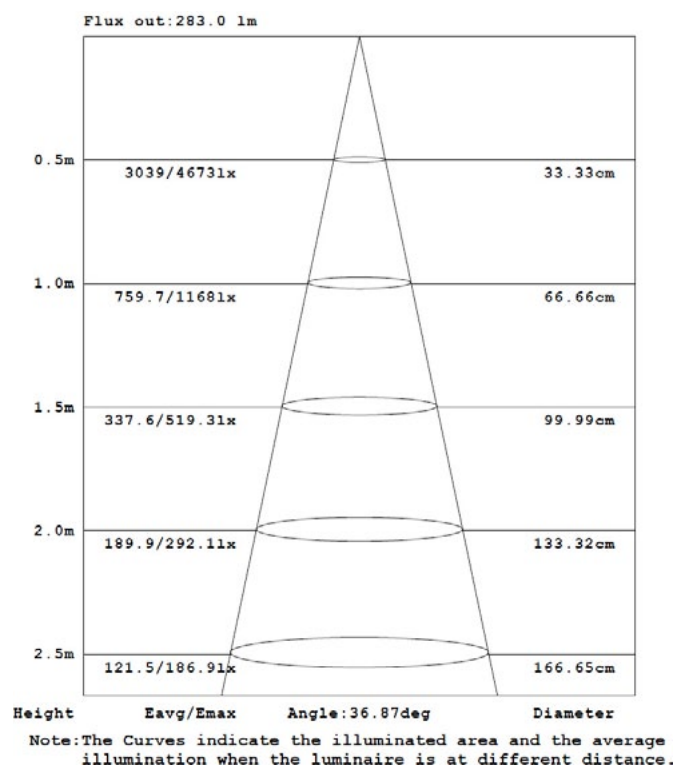
ISOCANDELA DIAGRAM



C0 PLANE ISOLUX DIAGRAM (UNIT:lx)



AAI FIGURE



ATLAS BAFFLE

LED IP44 RECESSED DOWNLIGHT
DLD/9318161

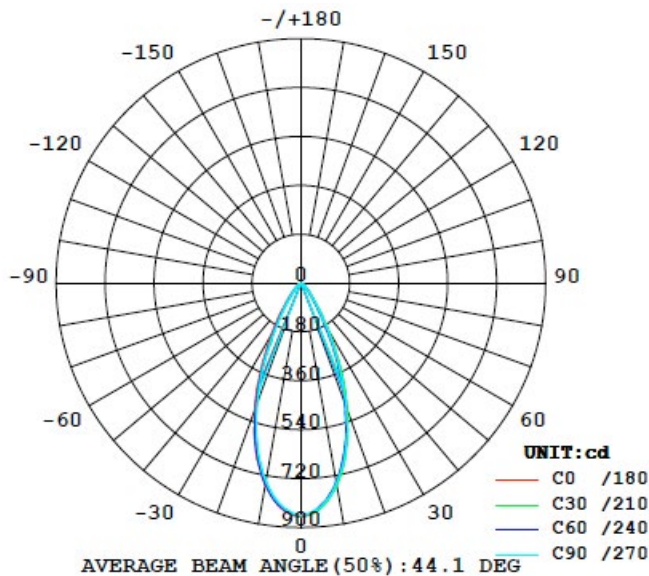


PHOTOMETRIC DATA

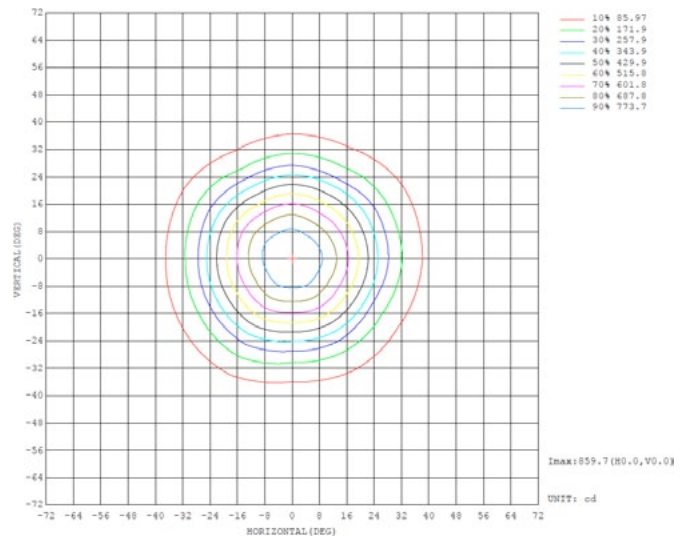
LED: Citizen
Beam angle: 60°
Light colour temp.: 2700°K

Total flux: 519.64 lm
Efficiency: 39.4 %
Efficacy: 32.88 lm/W

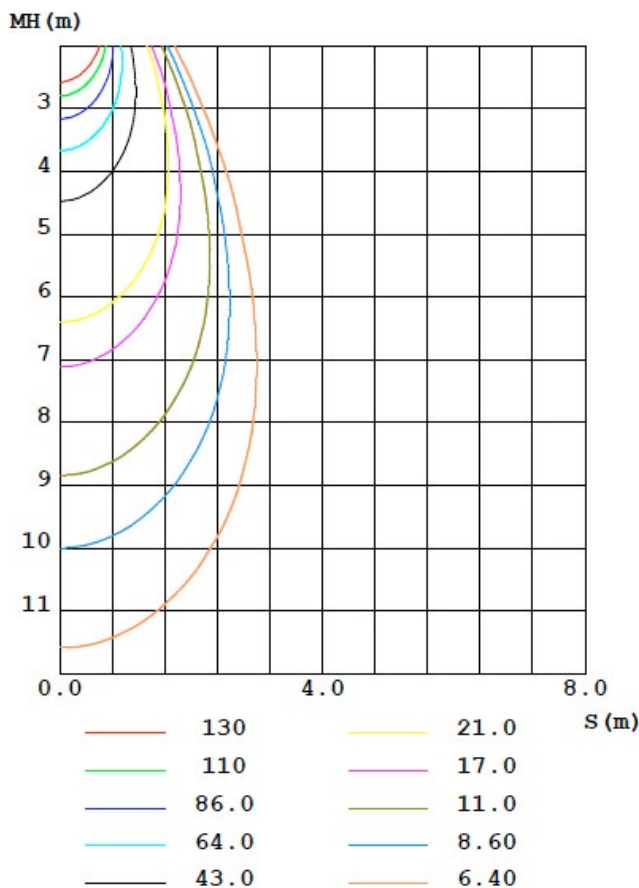
LUMINOUS INTENSITY DISTRIBUTION DIAGRAM



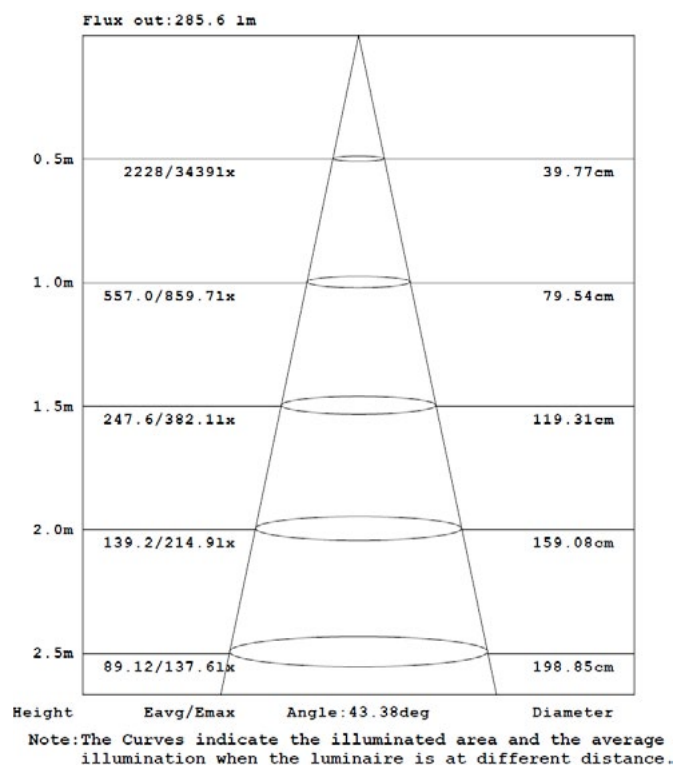
ISOCANDELA DIAGRAM



C0 PLANE ISOLUX DIAGRAM (UNIT:lx)



AAI FIGURE



ATLAS BAFFLE

LED IP44 RECESSED DOWNLIGHT
DLD/9318161



PRODUCT CODE CONSTRUCTION

ATLAS BAFFLE LED IP44 RECESSED DOWNLIGHT

DLD/9318161 / [X] / [X] / [X] / [X] / [X] / [X] / [X]

FIRE RATED:

[--] [FRC]

None Fire rated canister

LENS:

[STD] [HL] [SG]

Standard diffusion sheet Honeycomb louvre Striped glass

LIGHT COLOUR TEMPERATURE (CCT):

[27K] [30K]

2700°K 3000°K

BEAM ANGLE:

[15D] [24D] [38D] [60D]

15° 24° 38° 60°

WATTAGE:

[13W]

12.9W

BAFFLE FINISH:

[BK]

Black

BEZEL FINISH:

[WH]

White

 01189 889414

 enquiries@dld-contract.co.uk

 dld-contract.co.uk

DLD Contract Ltd
Unit 9 Brookside Business Centre
Church Road
Swallowfield
Reading
Berkshire
RG7 1TH