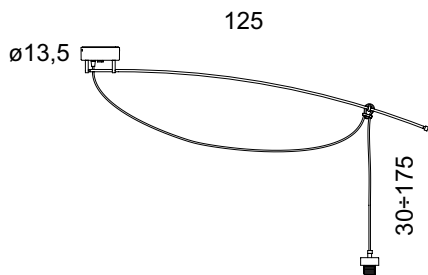


# Moove

Francesco Brambilla, 2009


A suspended light fitting, made of steel and composite material, for both direct and diffused illumination. Its lighting body moves in many directions: it can rotate by 350°, it can slide along the supporting rods, you can mount the lamp-shade at any heights, since the feeding wire can slide on the pulley.

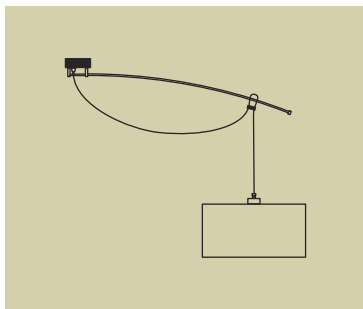

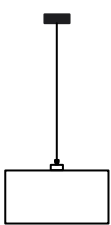
Compatible with metal or fabric shades.



Shade not included

<b>TECHNICAL DATAS</b>	Product Name (code)	<b>Moove (750)</b>
	Certificates	<b>CE</b>
	Norms	<b>EN 60-598-1 (CEI 34-21)</b>
	Light sources	<b>MAX 150W HAL - E27/E26 (not included)</b>
	Available	<b>230V (Europe) - 120V (USA - Japan) - 240V (UK)</b>
	Insulation Class	<b>I</b>
	Protection Class	<b>IP20</b>
Packaging	<b>0,038m<sup>3</sup> - 2,5Kg</b>	

<b>COLOURS</b>	
	Black Soft-touch

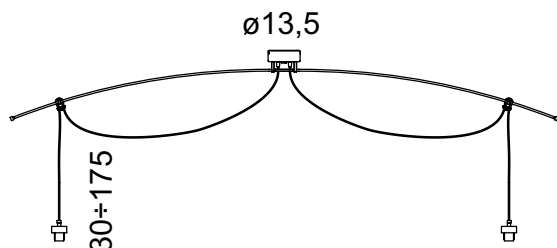
<b>FAMILY</b>			
	Moove	Moove Doppia	Moove Mono

# Moove Doppia

Francesco Brambilla, 2009

A suspended light fitting, made of steel and composite material, for both direct and diffused illumination. Its lighting body moves in many directions: it can rotate by 180°, it can slide along the supporting rods, you can mount the lamp-shade at any heights, since the feeding wire can slide on the pulley.


Compatible with metal or fabric shades.

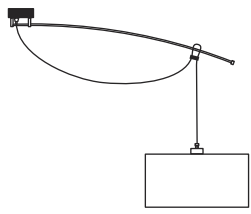
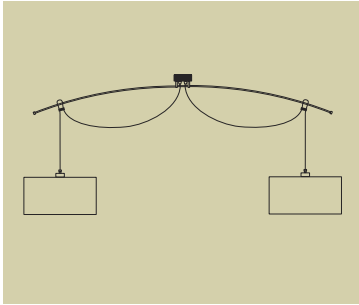
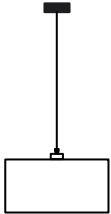


248

Shade not included

<b>TECHNICAL DATAS</b>	Product Name (code)	<b>Moove Doppia (751)</b>
	Certificates	<b>CE</b>
	Norms	<b>EN 60-598-1 (CEI 34-21)</b>
	Light sources	<b>2 x MAX 150W HAL - E27/E26 (not included)</b>
	Available	<b>230V (Europe) - 120V (USA - Japan) - 240V (UK)</b>
	Insulation Class	<b>I</b>
	Protection Class	<b>IP20</b>
Packaging	<b>0,038m<sup>3</sup> - 3,2Kg</b>	

<b>COLOURS</b>	
	Black Soft-touch

<b>FAMILY</b>			
	Moove	Moove Doppia	Moove Mono

# Moove Mono


Francesco Brambilla, 2009

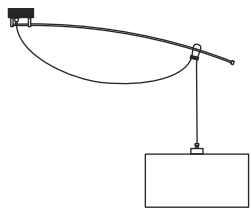

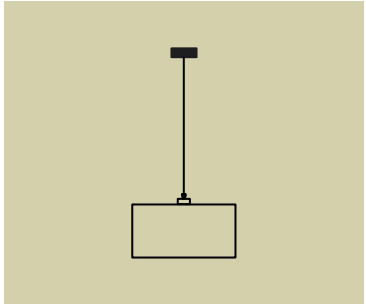
A suspended light fitting, made of steel, for both direct and diffused illumination. Compatible with metal or fabric shades.



Shade not included

<b>TECHNICAL DATAS</b>	Product Name (code)	<b>Moove Mono (752)</b>
	Certificates	<b>CE</b>
	Norms	<b>EN 60-598-1 (CEI 34-21)</b>
	Light sources	<b>MAX 150W HAL - E27/E26 (not included)</b>
	Available	<b>230V (Europe) - 120V (USA - Japan) - 240V (UK)</b>
	Insulation Class	<b>I</b>
	Protection Class	<b>IP20</b>
	Packaging	<b>0,005m<sup>3</sup> - 0,7Kg</b>

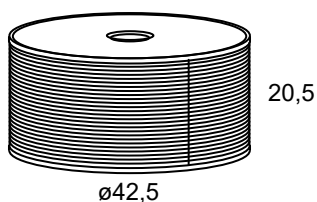
<b>COLOURS</b>	
	Black Soft-touch

<b>FAMILY</b>			
	Moove	Moove Doppia	Moove Mono

# Moove Metal Shade

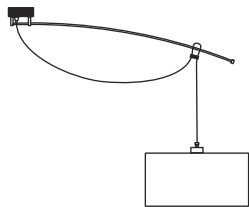
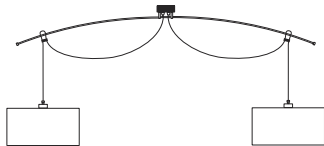
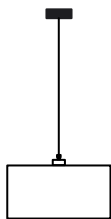
Francesco Brambilla, 2009

Metal drum shade, dedicated to Moove, Moove Mono, Moove Doppia, made of stainless steel and aluminium.



<b>TECHNICAL DATAS</b>	Product Name (code)	<b>Moove drum shade (cod. 760)</b>
	Certificates	<b>CE</b>
	Norms	
	Light sources	
	Available	
	Insulation Class	
	Protection Class	
	Packaging	<b>0,062m<sup>3</sup> - 3,6Kg</b>

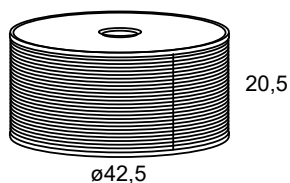
<b>COLOURS</b>	
	Polished Aluminium

<b>FAMILY</b>			
	Moove	Moove Doppia	Moove Mono

# Moove Fabric Shade

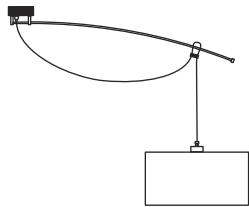
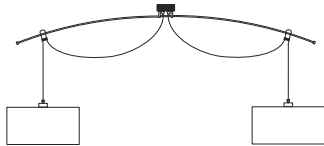
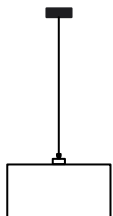
Francesco Brambilla, 2010

Drum shade, dedicated to Moove, Moove Mono, Moove Doppia, made of pvc/fabric and aluminium.



<b>TECHNICAL DATAS</b>	Product Name (code)	<b>Moove drum shade (cod. 760)</b>
	Certificates	<b>CE</b>
	Norms	
	Light sources	
	Available	
	Insulation Class	
	Protection Class	
	Packaging	<b>0,062m<sup>3</sup> - 2,6Kg</b>

<b>COLOURS</b>			
	Black Fabric	Grey Fabric	Ivory Fabric

<b>FAMILY</b>			
	Moove	Moove Doppia	Moove Mono