

# SUITE

Design by Jordi Vilardell & Meritxell Vidal.

**VIBIA**  
LIGHT IS CREATION

## Reference

**6040.**

## Application

Wall Lamps

## Installation type

Surface

## Description

Suite is a wall lamp that boasts different functions, where matter and light are integrated in a single body. Suite houses a stand as well as LED lighting. Designed by Jordi Vilardell & Meritxell Vidal. Available in two finishes: dark brown and white.

## Diffuser

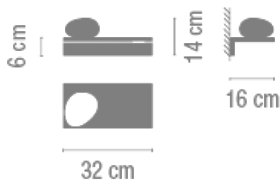
Mat opal triplex blown-glass diffuser

## Finish



**6040-14.** Matt dark-brown lacquer  
**6040-93.** Matt white lacquer


## Sketch



## Electrical characteristics

1 x LED 4,5W 350mA

Total 4.5 W



## Physical characteristics

1 Box / 0.29 x 0.38 x 0.38 m. / Vol. 0.0211 m<sup>3</sup> /  
Gross weight 2.4 kg. / Net weight 2.2 kg.

## Installation and assembly

Please, see the installation manual

## Light distribution

### General lighting

Lamp for general lighting that equally distributes the light in all directions.

## Photometric data

Efficiency : 72.85%

Coordinate system : CG

Total flux : 426.00 lm

Maximum value : 130.70 cd/klm

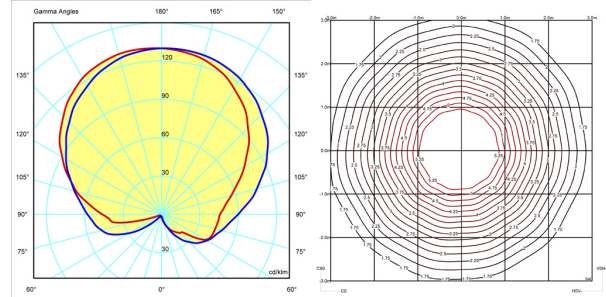
Light position : C=150.00 G=170.00

Symmetry on the planes : Asymmetric

Isolux : Isolux (Ceiling)

Light position :

X=0.00m Y=0.00m Z=0.20m



## Certificates

