

SUITE

Design by Jordi Vilardell & Meritxell Vidal.

VIBIA
LIGHT IS CREATION

Reference

6035.

Application

Wall Lamps

Installation type

Surface

Description

Suite is a wall lamp with LED lighting. Designed by Jordi Vilardell & Meritxell Vidal.

Diffuser

Polycarbonate diffuser

Finish



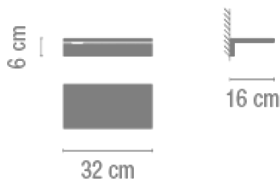
6035-14.

Matt
dark-brown
lacquer

6035-93.

Matt white
lacquer



Sketch



Electrical characteristics

1 x LED STRIP 24V 1,63W

Total 1.6 W



Physical characteristics

1 Box / 0.21 x 0.21 x 0.48 m. / Vol. 0.0211 m³ /
Gross weight 2.2 kg. / Net weight 2.0 kg.

Installation and assembly

Please, see the installation manual

Light distribution

Indirect lighting

Lamp that emits an upward or backward beam that is reflected by the ceiling or wall.

Photometric data

Efficiency : 33.61%

Coordinate system : CG

Total flux : 131.84 lm

Maximum value : 110.78 cd/klm

Light position : C=90.00 G=15.00

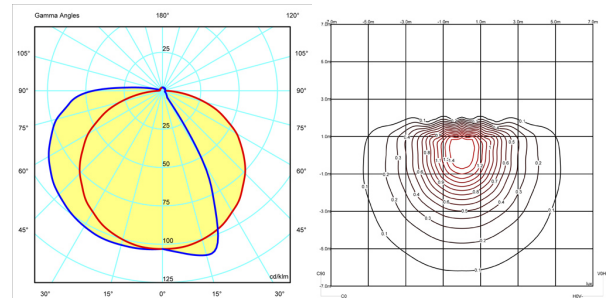
Symmetry on the planes : Symmetrical planes

270-90

Isolux : Isolux (Floor)

Light position :

X=0.00m Y=0.00m Z=3.00m



Certificates

