







# TECHNICAL DATA SHEET








## FRAME LED 800LM 230VAC

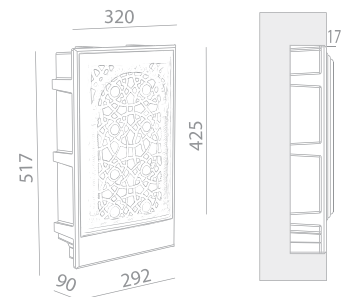
**REF N° 109 71 500** phase DIM CRI 80 2200°K  
**REF N° 109 71 000** phase DIM CRI 90 2700°K  
**REF N° 109 71 100** phase DIM CRI 90 3000°K  
**REF N° 109 61 500** DIM 1-10V CRI 80 2200°K  
**REF N° 109 61 000** DIM 1-10V CRI 90 2700°K  
**REF N° 109 61 100** DIM 1-10V CRI 90 3000°K  
**REF N° 109 31 500** DIM DALI CRI 80 2200°K  
**REF N° 109 31 000** DIM DALI CRI 90 2700°K  
**REF N° 109 31 100** DIM DALI CRI 90 3000°K

230V/50Hz - 9,3W - incl. line voltage driver  
 800lm@85°C - 950lm@25°C -  - IP20  
 parallel wiring     - 850°C   
 2 SDCM - 2 Step MacAdam

## FRAME HAL

**REF N° 109 01 100**

 QT-DE - max 100W  
 R7s (74.5mm) - 230V/50Hz -  -  
 dimmable -  324x521 mm -   
 -   - IP20 - 850°C



Ready for installation in solid walls  
 Optional plasterkit for installation into gypsum walls

## PLASTERKIT FRAME

**REF N° 709 01 000** For mounting into gypsum walls

 324x522 mm. Housing: perforated aluminium

