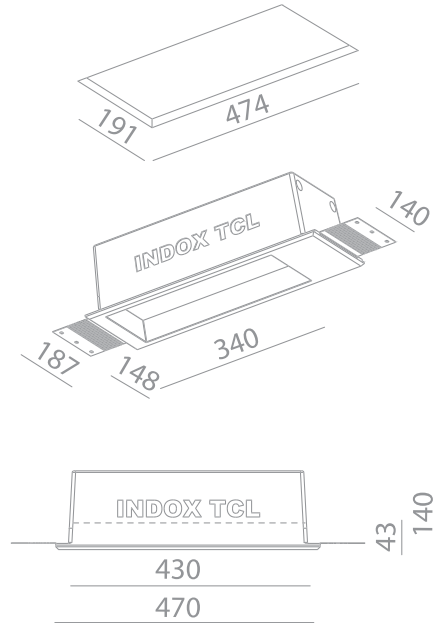


TECHNICAL DATA SHEET



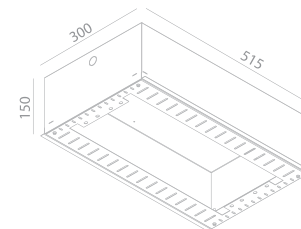
Included: installation system for gypsum ceiling 9 - 12 - 15 mm

OPTIONAL INSTALLATION KIT

REF N° 235 99 025 installation system for gypsum ceiling 25 mm







REF N° 235 99 030 installation system for gypsum ceiling 30 mm

REF N° 835 00 000 Concrete box Indox 1434 - Galvanized steel




INDOX 1434 TCL

REF N° 235 22 048

 2x TC-L 24W
 2G11 - 230V/50Hz -  - incl EVG
 191x474 mm -  - ϕ 0.5m -  - 

INDOX 1434 LED 2500LM

REF N° 235 25 000 on/off 2700K
REF N° 235 25 100 on/off 3000K
REF N° 235 65 000 DIM 1-10V 2700K
REF N° 235 65 100 DIM 1-10V 3000K
REF N° 235 35 000 DIM DALI 2700K
REF N° 235 35 100 DIM DALI 3000K

2550lm@70°C - 32W - 230V/50Hz - 
 incl LED driver  191x474 mm - 
 ϕ 0.5m -  -  - 