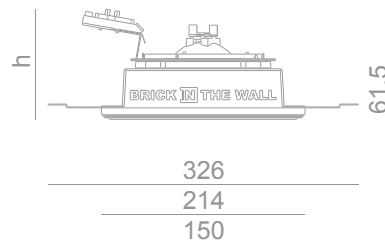



TECHNICAL DATA SHEET

INDEX 111 LED 1300LM CRI 97

REF N° 231 23 940 Adj. on/off 2700K
 REF N° 231 23 840 Adj. on/off 3000K
 REF N° 231 23 842 Adj. on/off Vibrant V930
 REF N° 231 63 940 Adj. DIM 1-10V 2700K
 REF N° 231 63 840 Adj. DIM 1-10V 3000K
 REF N° 231 63 842 Adj. DIM 1-10V Vibrant V930
 REF N° 231 33 940 Adj. DIM DALI 2700K
 REF N° 231 33 840 Adj. DIM DALI 3000K
 REF N° 231 33 842 Adj. DIM DALI Vibrant V930

Xicato LED - 17,6W - 1300 lm @ 70°C
 □ - 230V/50Hz - incl LED driver - 36°
 ▽ - IP20 - 0.5m - CE - 850°C - 2 SDCM
 h=181 - 194x218 mm



INDEX 111 LED 1300LM CRI 80

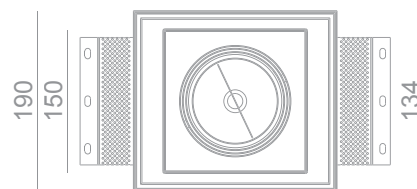
REF N° 231 23 040 Adj. on/off 2700K
 REF N° 231 23 140 Adj. on/off 3000K
 REF N° 231 23 142 Adj. on/off Vibrant V830
 REF N° 231 63 040 Adj. DIM 1-10V 2700K
 REF N° 231 63 140 Adj. DIM 1-10V 3000K
 REF N° 231 63 142 Adj. DIM 1-10V Vibrant V830
 REF N° 231 33 040 Adj. DIM DALI 2700K
 REF N° 231 33 140 Adj. DIM DALI 3000K
 REF N° 231 33 142 Adj. DIM DALI Vibrant V830

Xicato LED - 11,7W - 1300 lm @ 70°C
 □ - 230V/50Hz - incl LED driver - 36°
 ▽ - IP20 - 0.5m - CE - 850°C - 2 SDCM
 h=181 - 194x218 mm

INDEX 111 LED 2000LM CRI 80

REF N° 231 25 040 Adj. on/off 2700K
 REF N° 231 25 140 Adj. on/off 3000K
 REF N° 231 25 142 Adj. on/off Vibrant V830
 REF N° 231 65 040 Adj. DIM 1-10V 2700K
 REF N° 231 65 140 Adj. DIM 1-10V 3000K
 REF N° 231 65 142 Adj. DIM 1-10V Vibrant V830
 REF N° 231 35 040 Adj. DIM DALI 2700K
 REF N° 231 35 140 Adj. DIM DALI 3000K
 REF N° 231 35 142 Adj. DIM DALI Vibrant V830

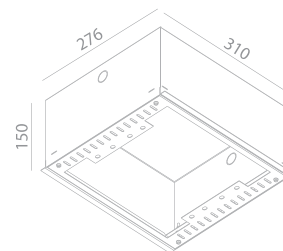
Xicato LED - 19,5W - 2000 lm @ 70°C
 □ - 230V/50Hz - incl LED driver - 36°
 ▽ - IP20 - 0.5m - CE - 850°C - 2 SDCM
 h=181 - 194x218 mm



Included: installation system for gypsum ceiling 9 - 12 - 15 mm

OPTIONAL INSTALLATION KIT

REF N° 231 99 025 installation system for gypsum ceiling 25 mm
 REF N° 231 99 030 installation system for gypsum ceiling 30 mm
 REF N° 201 00 060 Frosted diffuser for 111 LED series
 REF N° 831 00 000 Concrete box Index 111 - Galvanized steel



INDEX 111 AR

REF N° 231 13 100 Adj.

QR-LP 111 - 35-50-75-100W
 G53 - 12V - excl. transfo
 ▽ - 1.0m - CE - IP20 - 850°C
 h=116 - 194x218 mm

INDEX 111 CDM

REF N° 231 19 070 Adj. CDM-TC - G8.5
 REF N° 231 12 070 Adj. CDM-R - GX8.5

35W or 70W - 230V/50Hz - excl. EVG
 ▽ - 0.5m - CE - IP20 - 850°C
 h=154 - 194x218 mm