

TECHNICAL DATA SHEET

FUSION XL 50 LED 700LM CRI 80 REMOTE DRIVER

REF N° 260 29 040 Adj. ⚡ 2700K
 REF N° 260 29 140 Adj. ⚡ 3000K
 REF N° 260 29 142 Adj. ⚡ Vibrant V830
 REF N° 260 29 240 Adj. ⚡ 4000K

Xicato LED - 8,3 W - 720lm @ 70°C
 □ -excl LED driver - IP20
 requires remote led driver @ 700 mA
 36° - ▽ - (0.5m) - ⚡ - CE - 850°C - 2 SDCM
 Semi recessed

FUSION XL 50 LED 500LM CRI 97 REMOTE DRIVER

REF N° 260 29 940 Adj. ⚡ 2700K
 REF N° 260 29 840 Adj. ⚡ 3000K
 REF N° 260 29 842 Adj. ⚡ Vibrant V930
 REF N° 260 29 740 Adj. ⚡ 4000K

Xicato LED - 8,5 W - 500lm @ 70°C
 □ - exclusive LED driver
 requires remote led driver @ 350 mA
 36° - ▽ - (0.5m) - ⚡ - CE - 850°C - 2 SDCM
 Semi recessed

REMOTE LED DRIVER ON/OFF

REF N° 697 00 025 25W

230V/50Hz - □ - current controlled
 ▽ - CE - IP20 - 350/700mA - not dimmable

REMOTE LED DRIVER DIM

REF N° 697 60 025 25W 1-10V DALI PUSH
 REF N° 697 60 040 40W 1-10V DALI PUSH
 REF N° 697 70 017 17W PHASE DIM

230V/50Hz - □ - current controlled
 ▽ - CE - IP20 - 350/700mA - dimmable

FUSION XL 50 HAL

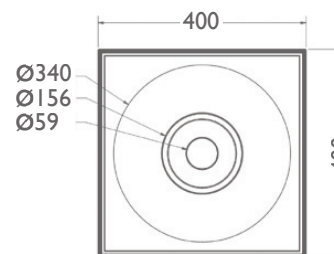
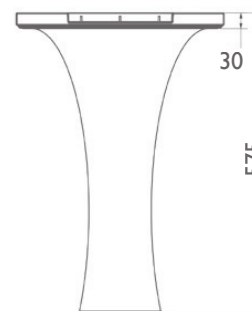
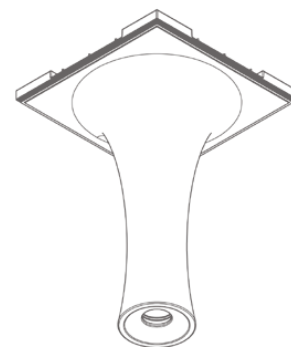
REF N° 260 10 050 Adj. ⚡ IP20

⚡ QR-CBC 51 - 50W - Gx5.3 - 12V - ⚡ CE
 excl lamp and transfo - ▽ - (0.5m) - 850°C
 ⚡ - Semi recessed

FUSION XL 50 ES

REF N° 260 11 050 Adj. ⚡ IP20

⚡ QPAR 16 - 50W - GZ10/GU10 - ⚡ CE
 230V/50Hz - excl. lamp - ▽ - (0.5m) - 850°C
 ⚡ - Semi recessed



Included: installation system for gypsum ceiling 9 - 12 - 15 mm

OPTIONAL INSTALLATION KIT

REF N° 260 99 025 installation system for gypsum ceiling 25 mm
 REF N° 260 99 030 installation system for gypsum ceiling 30 mm
 REF N° 200 50 000 clip on lampholder ring, without diffusor
 REF N° 200 50 001 clip on lampholder ring - with frosted diffusor